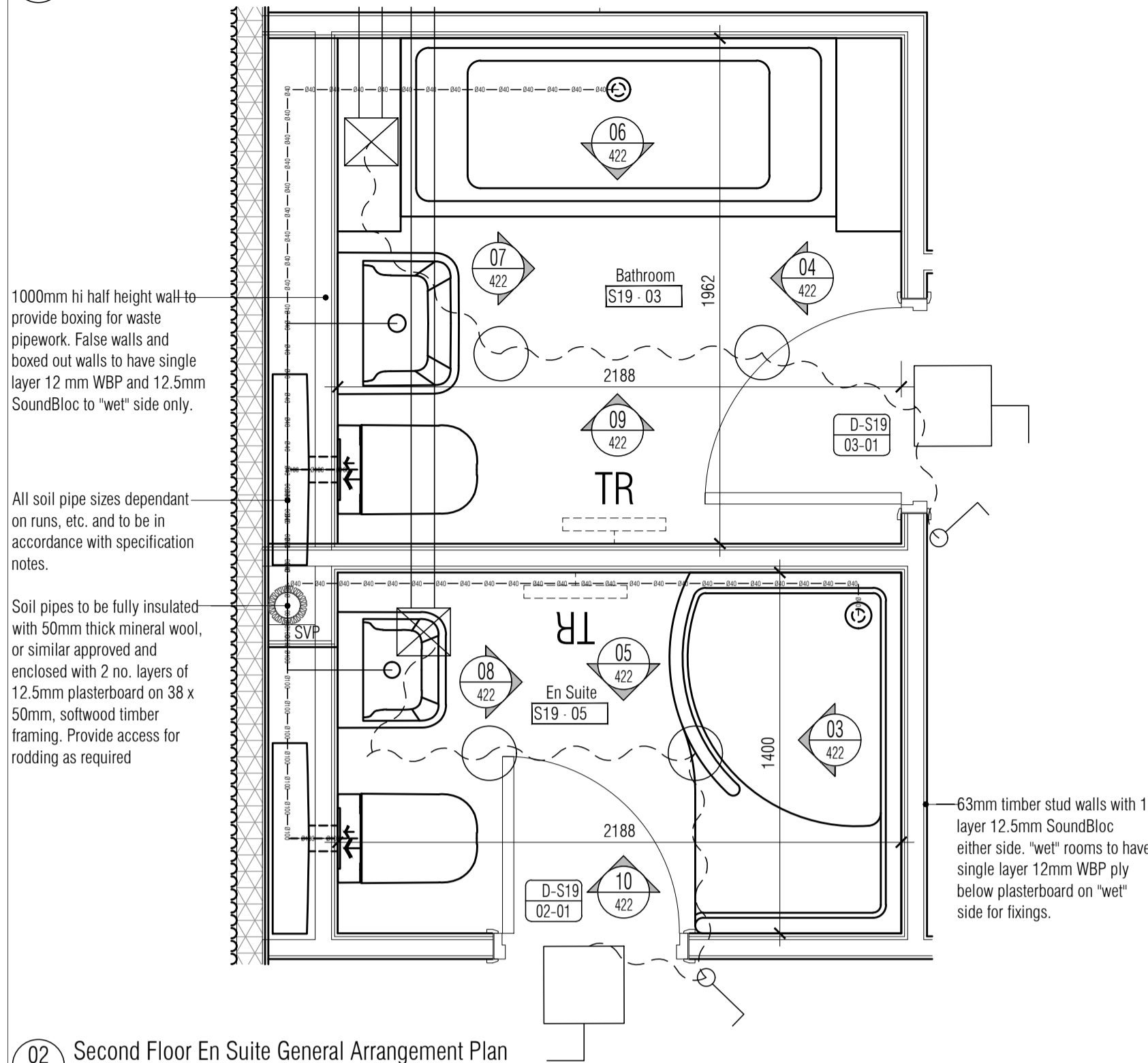


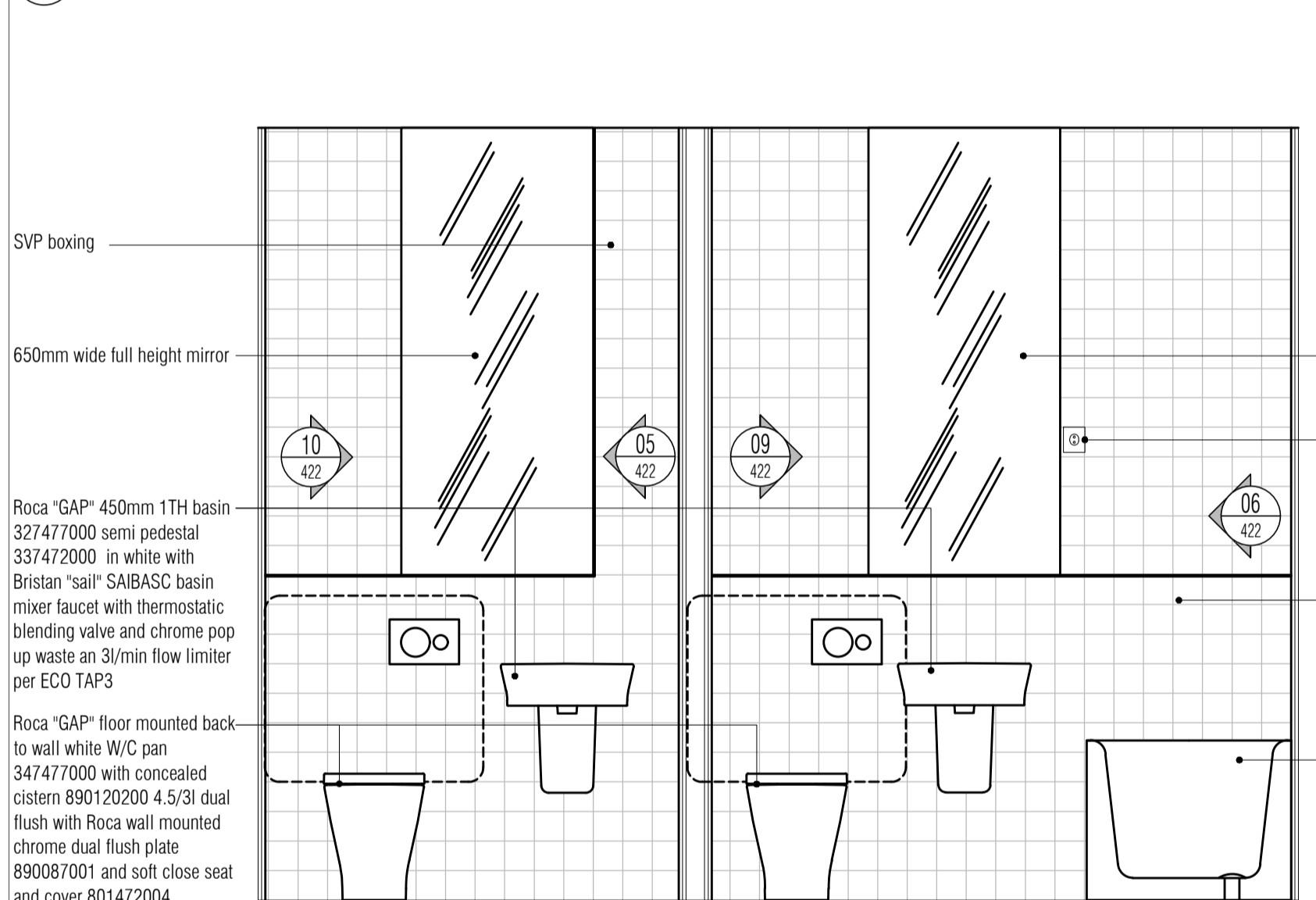
01 Second Floor Bathroom General Arrangement Plan

Scale: 1:20



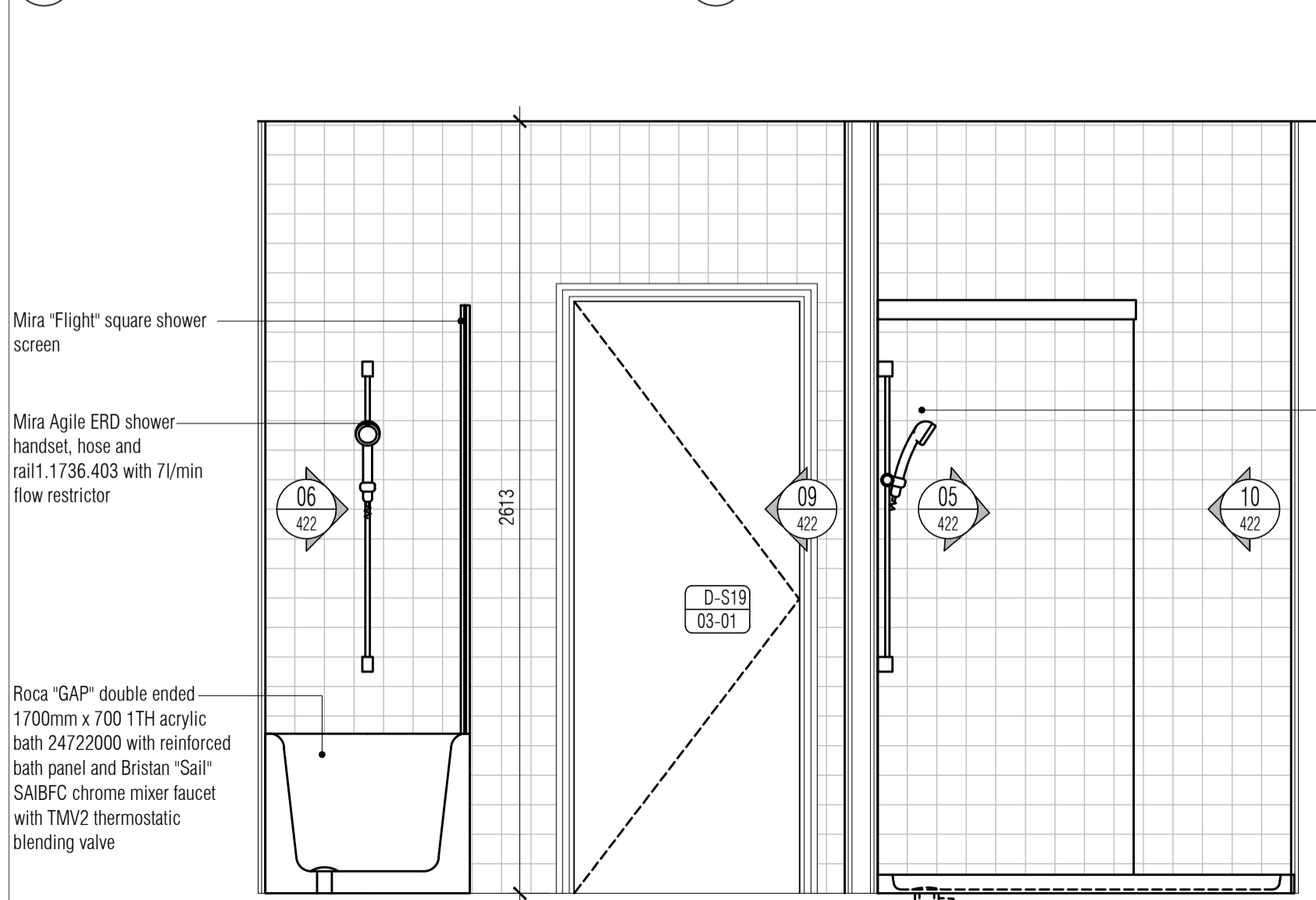
02 Second Floor En Suite General Arrangement Plan

Scale: 1:20



03 Second Floor En Suite Elevation 1

Scale: 1:20



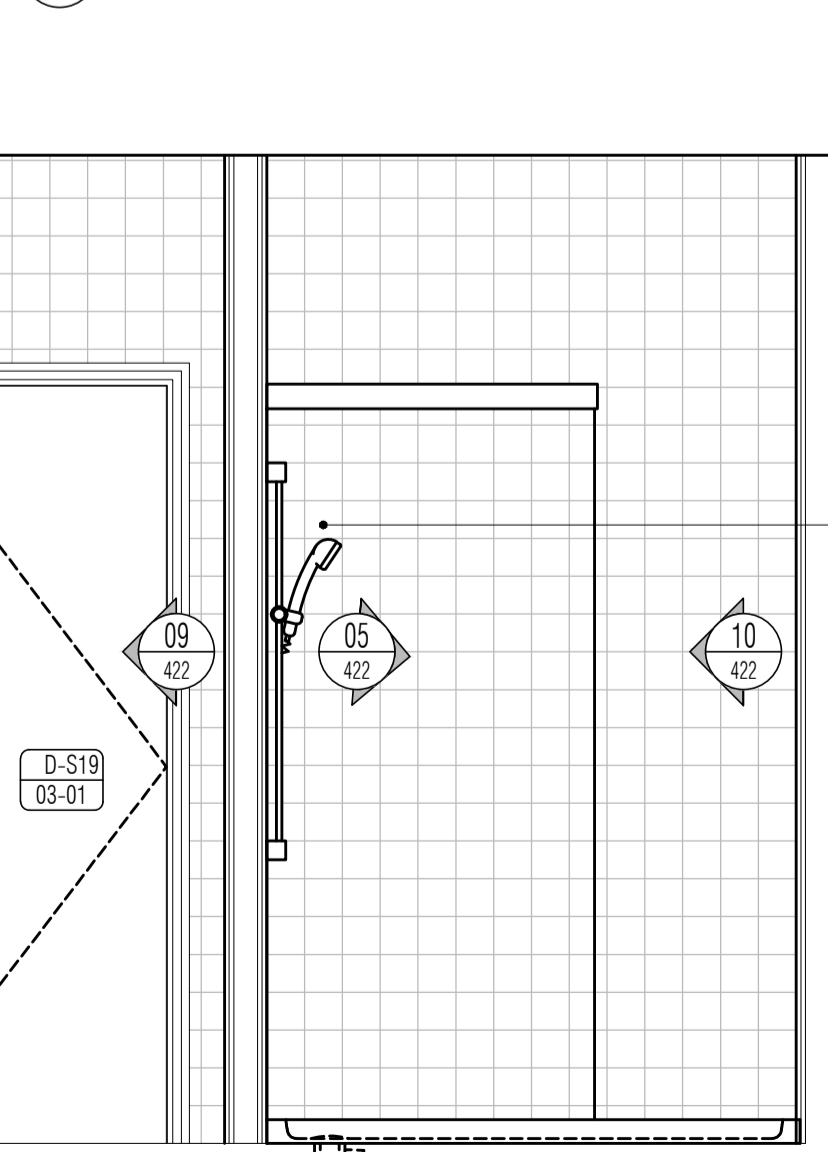
07 Second Floor Bathroom Elevation 3

Scale: 1:20



04 Second Floor Bathroom Elevation 1

Scale: 1:20



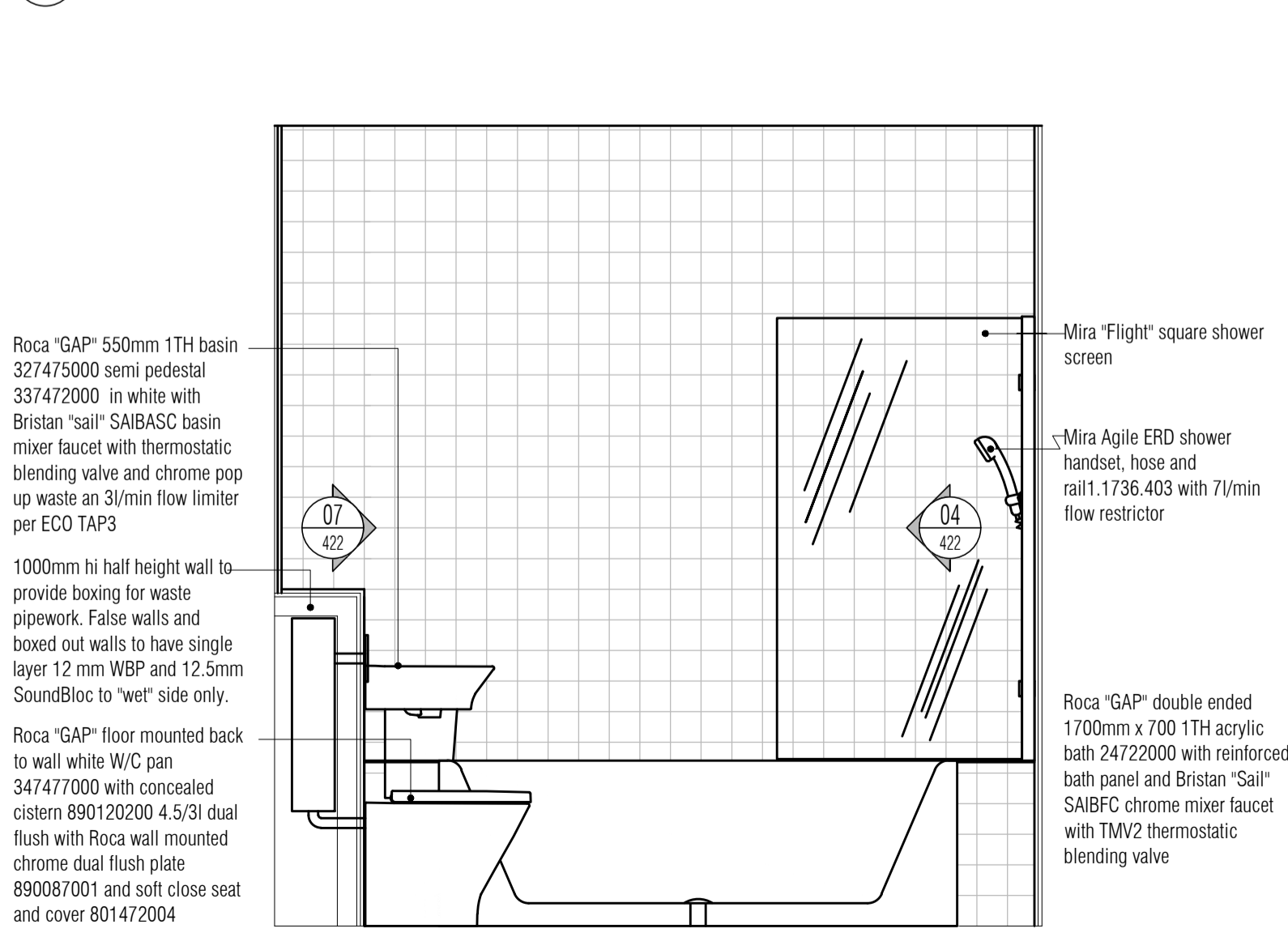
08 Second Floor En Suite Elevation 3

Scale: 1:20




05 Second Floor En Suite Elevation 2

Scale: 1:20



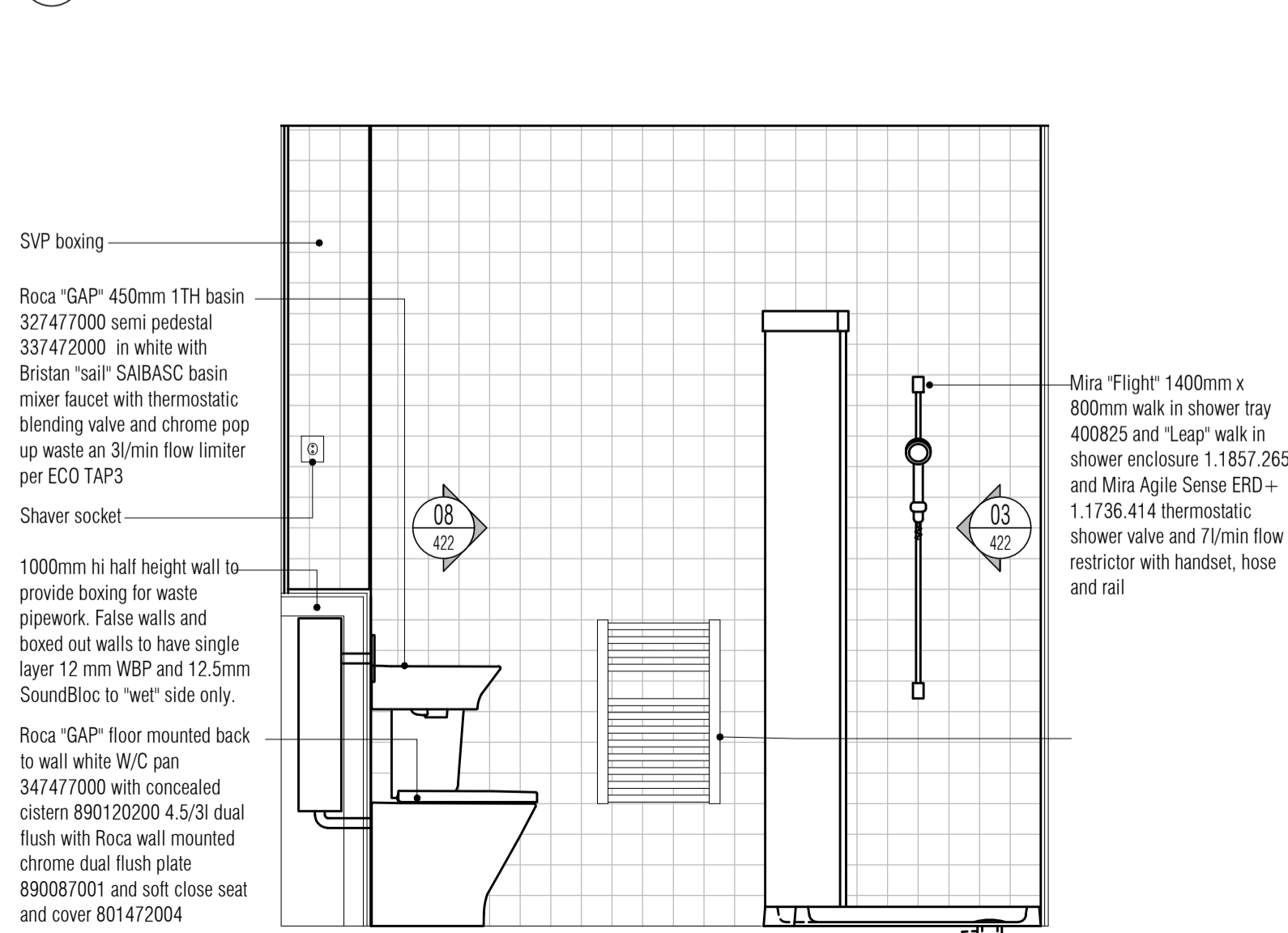
09 Second Floor Bathroom Elevation 4

Scale: 1:20



06 Second Floor Bathroom Elevation 2

Scale: 1:20



10 Second Floor En Suite Elevation 4

Scale: 1:20



F:\PROJECTS\4720\ENT\4720-100.DWG - xref's loaded in file

- CONTRACTOR IS RESPONSIBLE FOR ALL SETTING OUT AND MUST CHECK DIMENSIONS ON SITE BEFORE WORK IS PUT IN HAND
- WRITTEN DIMENSIONS ONLY TO BE TAKEN THIS DRAWING MUST NOT BE SCALED
- ARCHITECT TO BE IMMEDIATELY NOTIFIED OF SUSPECTED OMISSIONS OR DISCREPANCIES

REVISIONS	DATE	BY
P1 PRELIMINARY ISSUE	21.06.16	RKC
P2 Tiling/Mirror changed	06.07.16	RKC

Services Legend	
	Circuit Line
	Consumer Unit With Electric Meter Adjacent
	Ceiling Mounted Energy Efficient Pendant Luminaire (all)
	Ceiling Mounted Low Voltage Energy Efficient Led Down Lighter (all)
	Wall Mounted Energy Efficient Luminaire (all)
	Single 13a Switched Socket Outlet
	Double 13a Switched Socket Outlet With Usb
	Switched Fused Connection Unit
	Media Plate Installation With Sockets As Shown
	Isolator Rating/no. Poles As Indicated (tbc)
	Switchfuse/no. Poles As Indicated (tbc)
	Cooker Control Unit
	Lightswitch
	2 Way Lightswitch
	Smoke Detector
	Shaver Point
	Worktop Height
	Below Worktop
	Dishwasher
	Fridge Freezer
	Hob & Cooker
	Cooker Hood
	Washer Drier
	Towel Rail
	Presence Detector (PIR)
	Radiator (with Length)
	Hot Water Cylinder
	Stopcock With Flow Arrow
	Extract Fan
	Wifi Outlet
	Telephone Outlet
	Dimmer Switch
	2 Way Dimmer Switch
	Heat Detector
	Co Detector
	Smoke Detector With Sounder
	Heat Detector With Sounder
	Door Bell Sounder
	Door Bell Button
	Boiler With Horizontal Flue
	Thermostat
	Data Outlet
	Tv Outlet
	Twin Data Outlet
	Satellite Outlet

All electrical services/installations should comply to BS7671 and AD Part P. All services and equipment are shown indicative only. All services should be set out on site prior to installation and location checked by Site Manager prior to installation. All equipment manufacturer's instructions and specifications, along with Building Regulations, should be checked for location compliance

Opening Reference Legend	
	Denotes opening type: Door, Window, Screen
	Denotes room number
	Denotes opening 'n' code
	Denotes floor level and unit/plot reference 'n'

PRELIMINARY ISSUE

RDJW

ARCHITECTS

ISO 9001 REGISTERED FIRM INVESTOR IN PEOPLE

RDJW ARCHITECTS LIMITED
QUIN HOUSE . 9-11 EAST PARK CRAWLEY . WEST SUSSEX . RH10 6AN
TEL: 01293 404300 . FAX: 01293 404299
EMAIL: info@rdjwarchitects.co.uk
WEBSITE: www.rdjwarchitects.co.uk

PROJECT
Housing Development
Springfield Hospital
Hebdon Road
Tooting

Proposed Type 2 4 Bed Mid Terrace Second Floor Bathroom & En Suite Internal Elevations

DATE	20.06.16	SCALE	1:20 @ A1
DRAWN	RKC	DRG. NO.	4720-422
CHECKED	RKC	REV.	P2