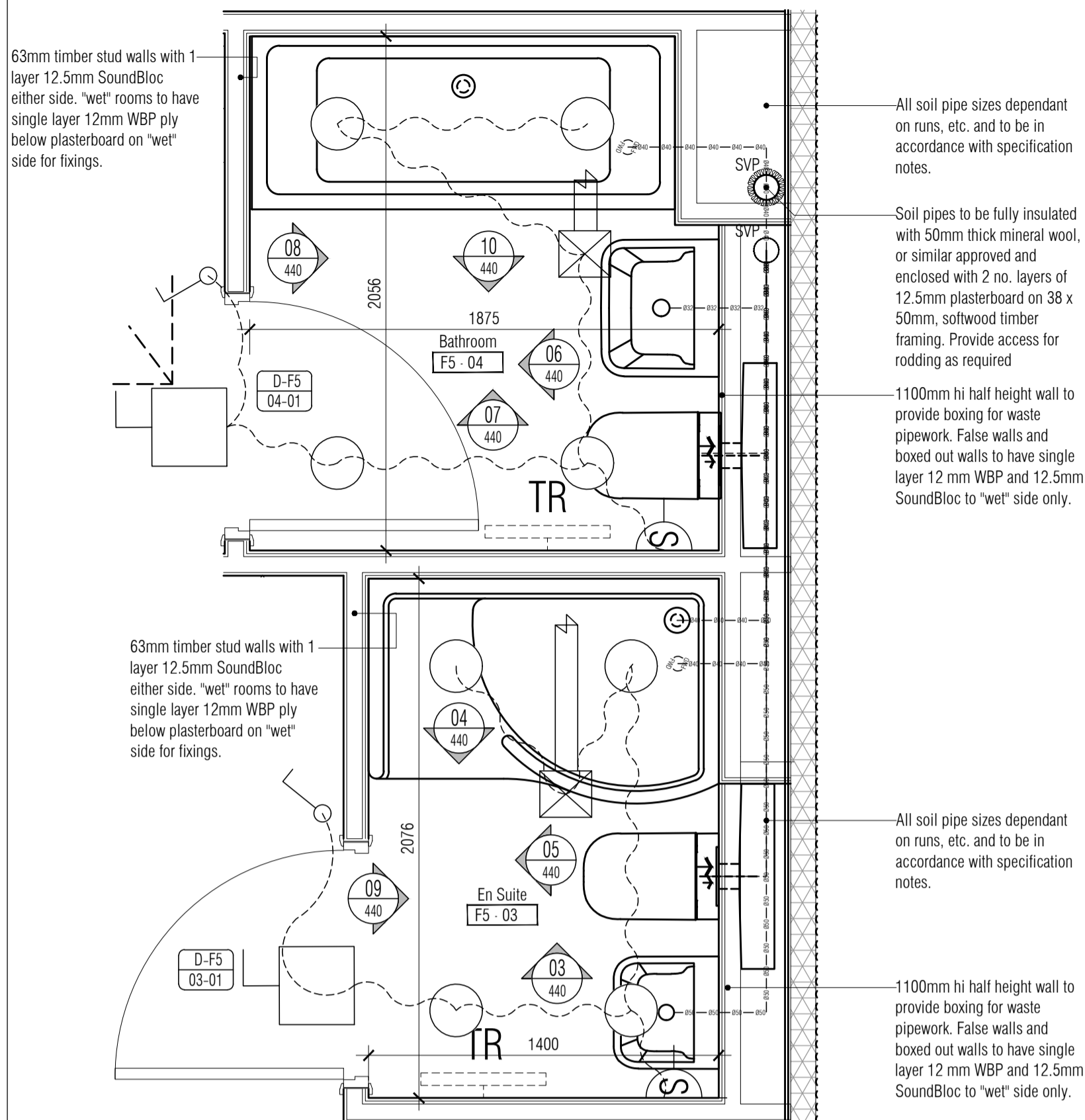


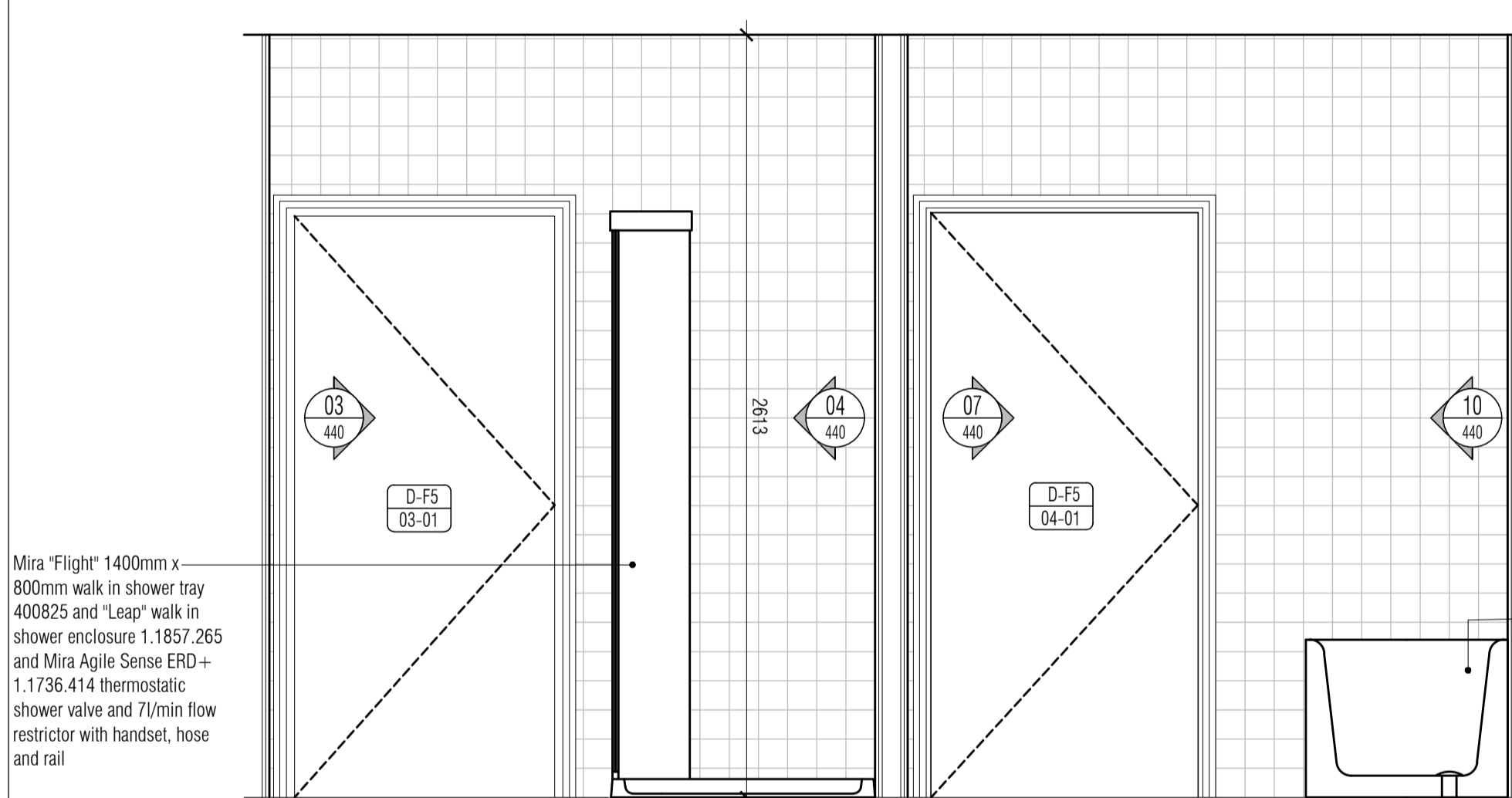
01 First Floor Bathroom General Arrangement Plan

142 Scale: 1:20



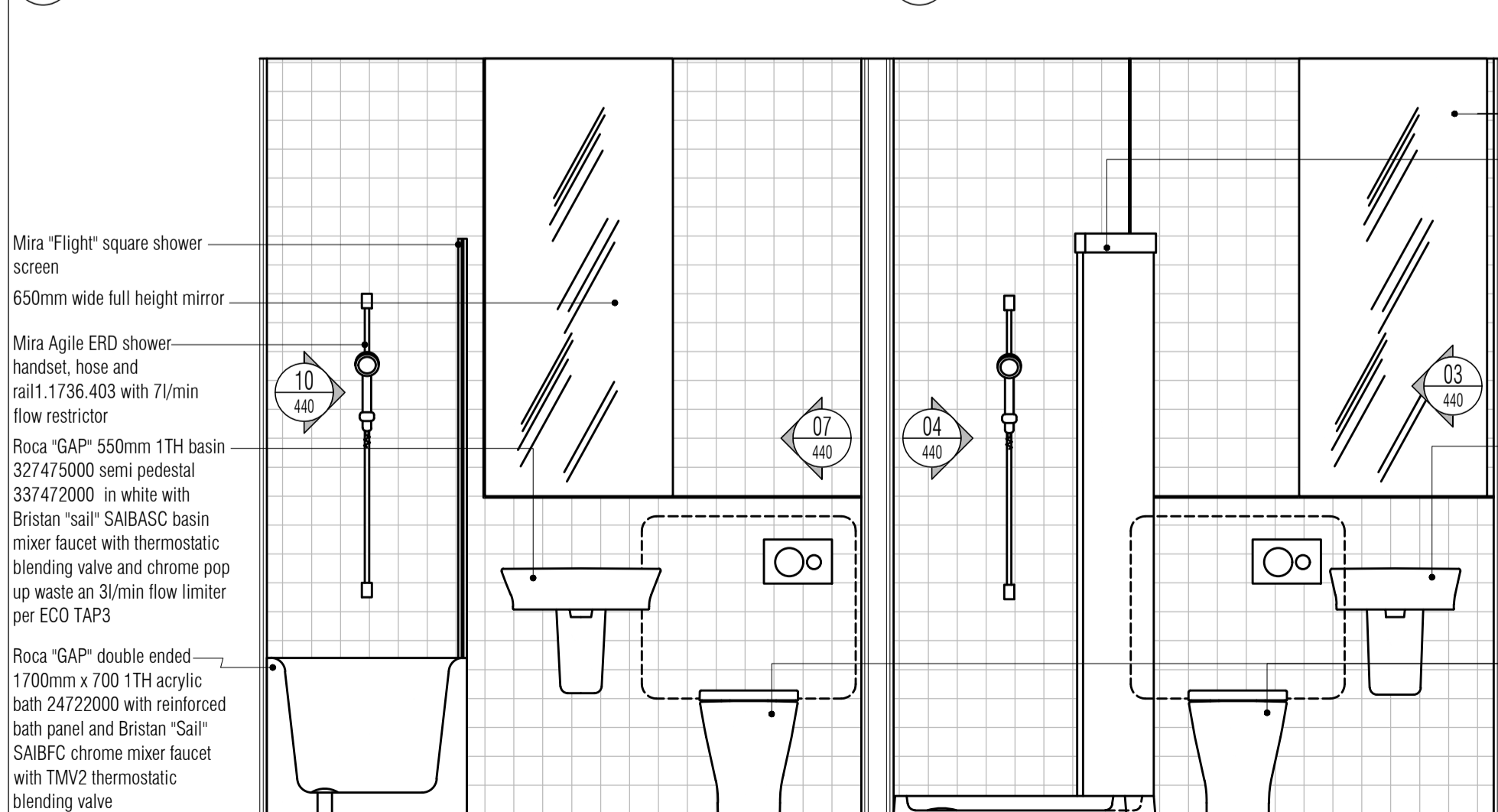
02 First Floor En Suite General Arrangement Plan

142 Scale: 1:20



05 First Floor En Suite Elevation 3

440 Scale: 1:20



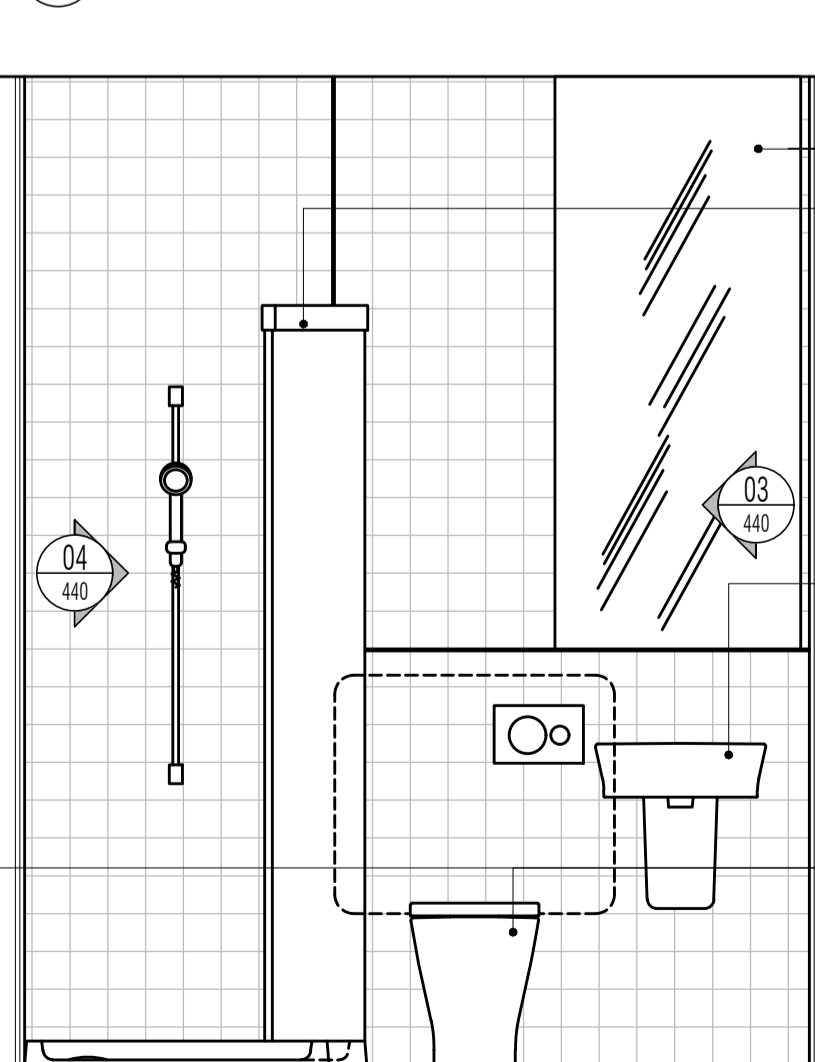
08 First Floor Bathroom Elevation 3

440 Scale: 1:20



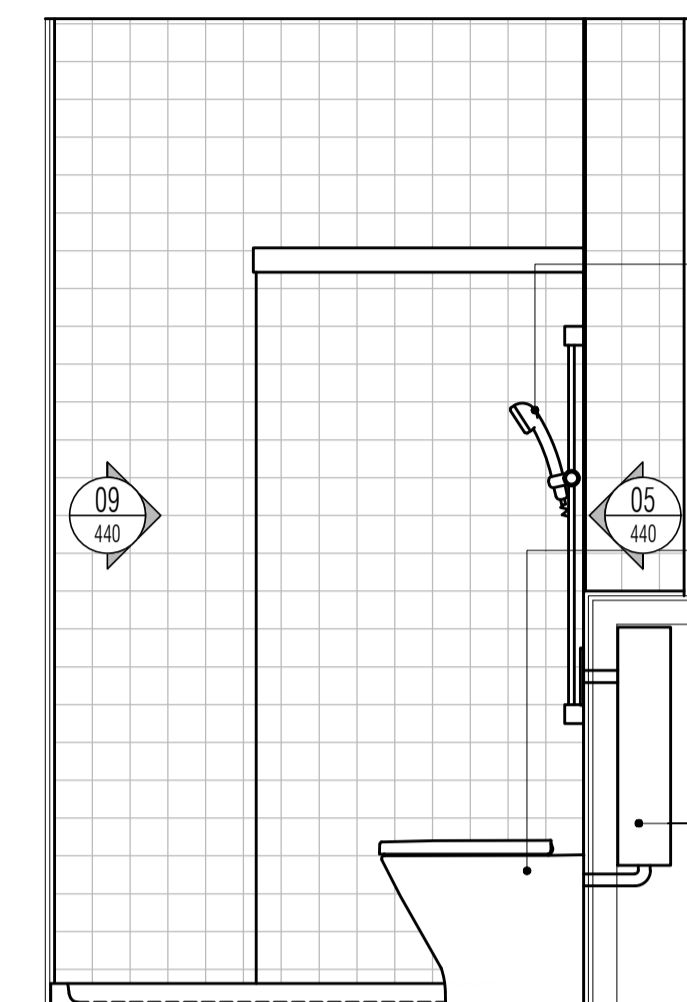
06 First Floor Bathroom Elevation 1

440 Scale: 1:20



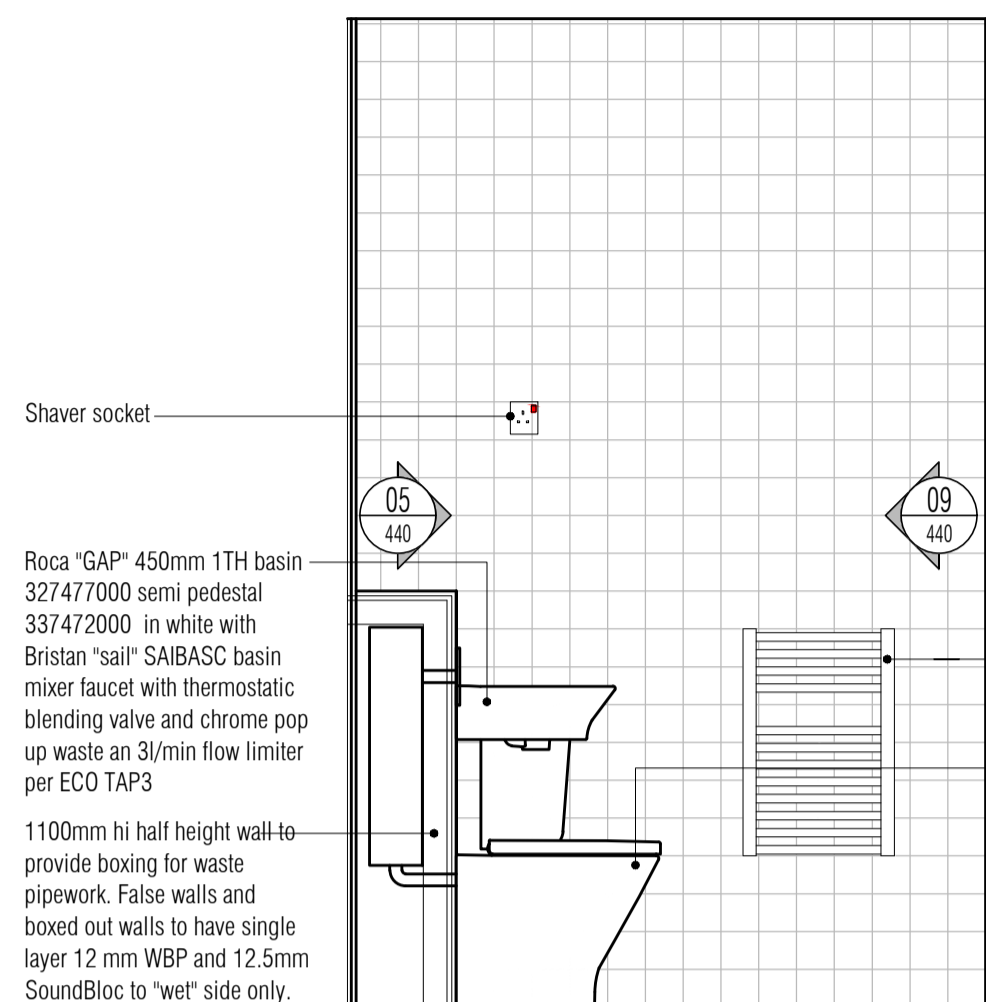
09 First Floor En Suite Elevation 4

440 Scale: 1:20



03 First Floor En Suite Elevation 1

440 Scale: 1:20

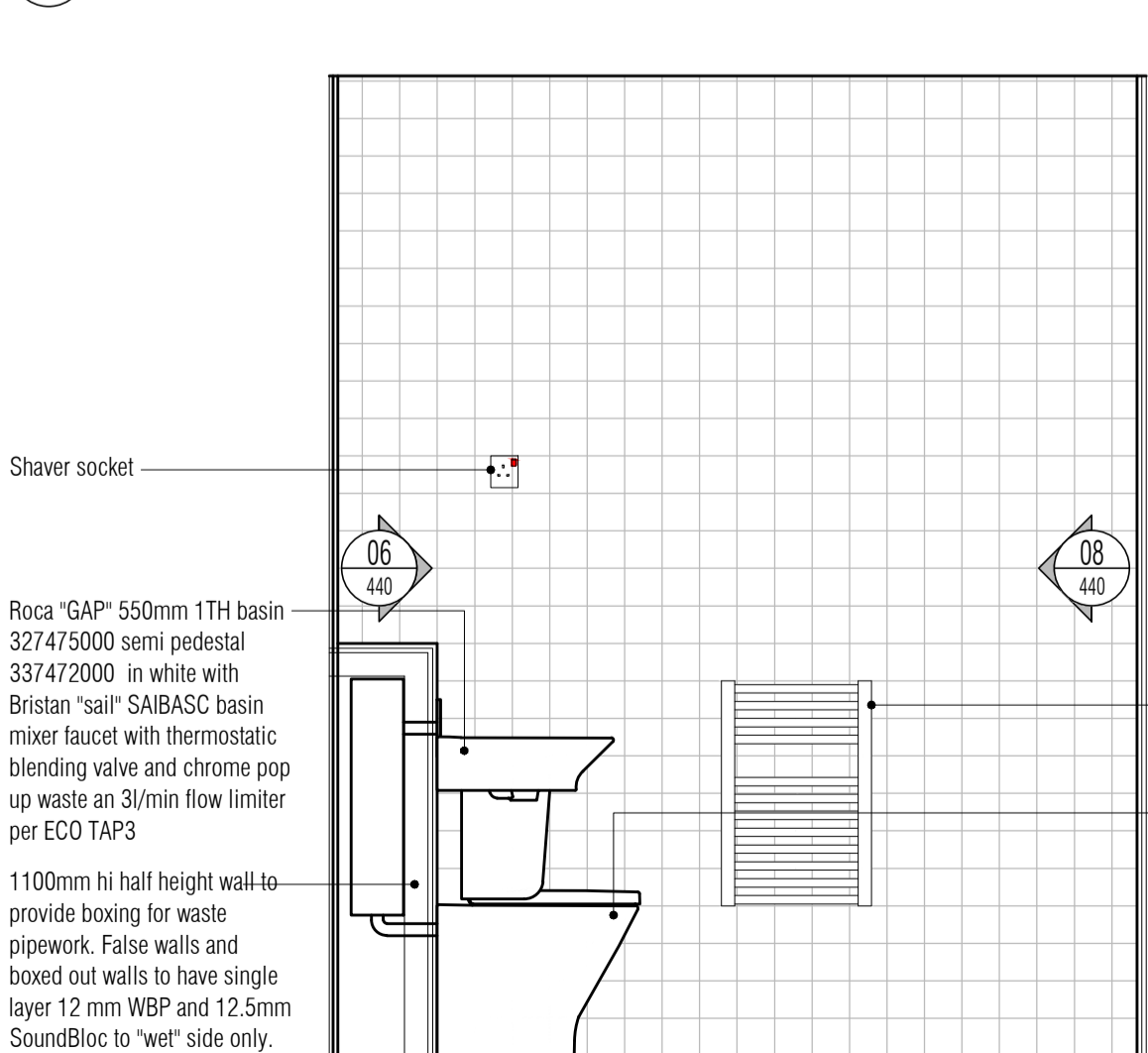


04 First Floor En Suite Elevation 2

440 Scale: 1:20

07 First Floor Bathroom Elevation 2

440 Scale: 1:20



10 First Floor Bathroom Elevation 4

440 Scale: 1:20



F:\PROJECTS\4720\ENT\4720-100.DWG - xref's loaded in file

- CONTRACTOR IS RESPONSIBLE FOR ALL SETTING OUT AND MUST CHECK DIMENSIONS ON SITE BEFORE WORK IS PUT IN HAND
- WRITTEN DIMENSIONS ONLY TO BE TAKEN THIS DRAWING MUST NOT BE SCALED
- ARCHITECT TO BE IMMEDIATELY NOTIFIED OF SUSPECTED OMISSIONS OR DISCREPANCIES

REV	DESCRIPTION	DATE	BY
P1	PRELIMINARY ISSUE	21.06.16	RKC
P2	BOX REVISED	21.06.16	RKC
P3	Showering/Mirror changed	06.07.16	RKC

Services Legend

- Circuit Line
- Consumer Unit With Electric Meter Adjacent
- Ceiling Mounted Energy Efficient Pendant Luminaire (all)
- Ceiling Mounted Low Voltage Energy Efficient Led Down Lighter (all)
- Wall Mounted Energy Efficient Luminaire (all)
- Single 13a Switched Socket Outlet
- Double 13a Switched Socket Outlet With Usb
- Switched Fused Connection Unit
- Media Plate Installation With Sockets As Shown
- Isolator Rating/no. Poles As Indicated (tbc)
- Switchfuse/no. Poles As Indicated (tbc)
- Cooker Control Unit
- Lightswitch
- 2 Way Lightswitch
- Smoke Detector
- Shaver Point
- WH Worktop Height
- DW Dishwasher
- FF Fridge Freezer
- HC Hob & Cooker
- CH Cooker Hood
- WD Washer Drier
- TR Towel Rail
- Presence Detector (PIR)
- Radiator (with Length)
- Hot Water Cylinder
- Stopcock With Flow Arrow
- Wifi Outlet
- Telephone Outlet
- Dimmer Switch
- 2 Way Dimmer Switch
- Heat Detector
- Co Detector
- Smoke Detector With Sounder
- Heat Detector With Sounder
- Door Bell Sounder
- Door Bell Button
- Boiler With Horizontal Flue
- Thermostat
- Data Outlet
- Tv Outlet
- Twin Data Outlet
- Satellite Outlet

All electrical services/installations should comply to BS7671 and AD Part P. All services and equipment are shown indicative only. All services should be set out on site prior to installation and location checked by Site Manager prior to installation. All equipment manufacturer's instructions and specifications, along with Building Regulations, should be checked for location compliance

Opening Reference Legend

- Denotes opening type: Door, Window, Screen
- Denotes room number
- Denotes floor level and unit/plot reference n°
- Denotes opening n°

**PRELIMINARY ISSUE**

**RDJW ARCHITECTS**



RDJW ARCHITECTS LIMITED  
QUIN HOUSE . 9-11 EAST PARK CRAWLEY . WEST SUSSEX . RH10 6AN  
TEL: 01293 404300 . FAX: 01293 404299  
EMAIL: info@rdjwarchitects.co.uk  
WEBSITE: www.rdjwarchitects.co.uk

PROJECT  
Housing Development  
Springfield Hospital  
Hebdon Road  
Tooting

Proposed Type 4 Plots 5 - 6  
2 Bed Second Floor En Suite  
and Bathroom Internal Elevations

DATE	03.11.15	SCALE	1:20 @ A1
DRAWN	RKC	DRG. NO.	4720-440
CHECKED		REV.	P3