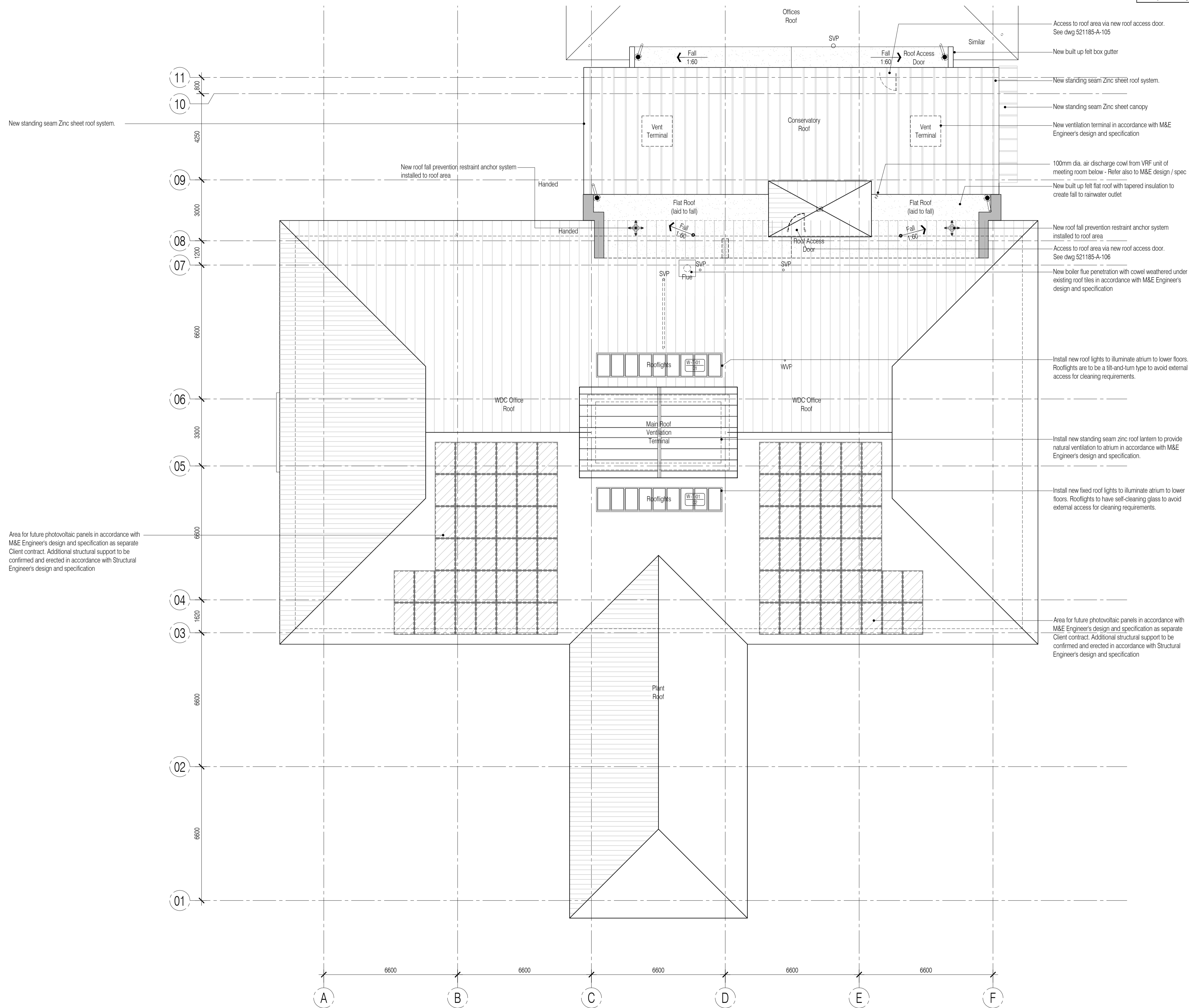
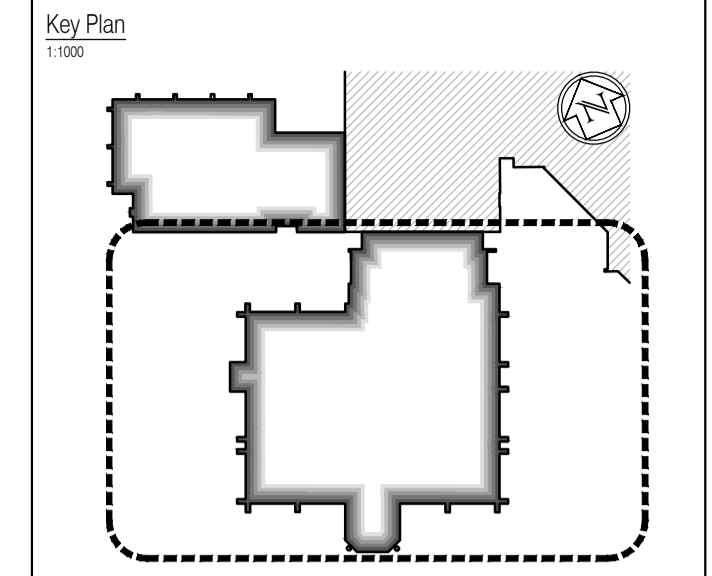


For continuation, please refer to dwg: 521185-A-108

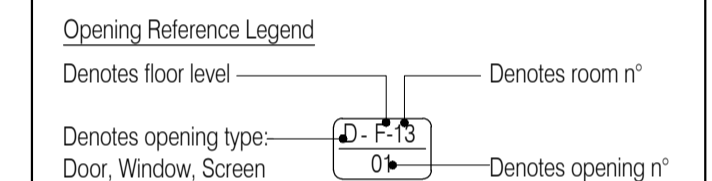
These drawings have been edited in accordance with Willmott Dixon's instructions. All material, product, volume, dimension and performance information is indicative only. FCG repudiate any and all liability for failure or non performance of any of the above mentioned items as indicated on this or any other FCG documentation.



NOTES: Do not scale this drawing. All dimensions to be checked on site prior to commencement or manufacture.



- General Notes
- All secondary steel to be in accordance with Manufacturer's design, details and specification.
 - All concrete / steelwork shown indicative sizes / locations only.
 - All concrete / steelwork to be confirmed by Structural Engineer.
 - All structural information generally to be in accordance with Structural Engineer's design, details and specification.
 - All mechanical, electrical, plumbing and ventilation information to be in accordance with Mechanical and Electrical Engineer's design, details and specification.
 - Some insulation omitted for clarity. Refer to partition detail drawings for details.
 - Roof Fall Arrest System is required and shall be the responsibility of the Roofing Contractor. System to be installed in accordance with Manufacturer's design and specifications.



AS BUILT DRAWING

NB: - Solid gray hatch denotes existing building fabric.

| Rev | Date | By | Chk | Comment |
|-----|------|----|-----|---------|
| | | | | |
| | | | | |
| | | | | |
| | | | | |

BRINGING IDEAS TO LIFE

FRANKHAM

Frankham Consultancy Group Limited
 21 Perrymount Road
 Hayward Heath RH16 3TP
 t 01444 444900 f 01444 455642
 enquiry@frankham.com
 www.frankham.com

Client

WILLMOTT DIXON CONSTRUCTION

Project Title

Wealden District Council
 Hailsham Head Quarters
 Refurbishments and Alterations

Drawing Title

Proposed Roof Plan
 Council Offices Building

| | | |
|---------------------|--------------------|--------------------|
| Drawn by: RKC | Scale: 1:100@A1 | Date: 22.11.10 |
| Designed by: FCG | Checked by: JAS | Approved by: AC |

File Ref.: X:\FRANKHAM\CG\2010\10\16\WDC\ARCH\10_16_LOC\PLAN\ROOF.DWG
 07/10/10 10:27:26 - 2001/10/10 10:27:26 20/06/11 16:01:51

| | |
|------------------------------------|-----------|
| Drawing No. 521185-A-107 | Rev. - |
|------------------------------------|-----------|

NB: All information based on supplied third party survey information. All discrepancies to be reported to FCG immediately upon discovery.

All Mechanical & Electrical and Structural information shown indicative only. Please refer to Mechanical & Electrical and Structural documentation.