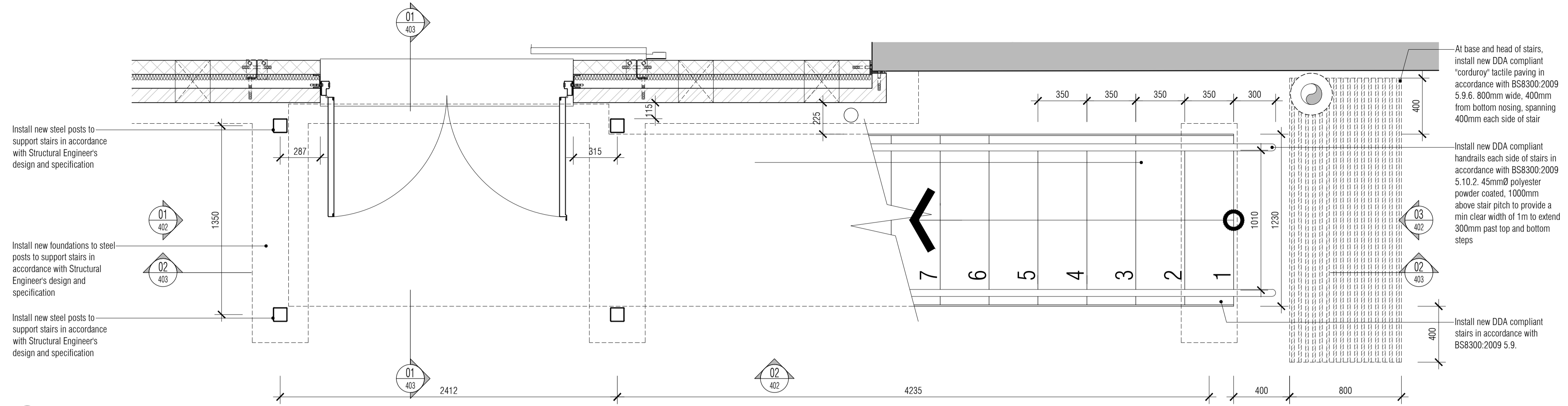
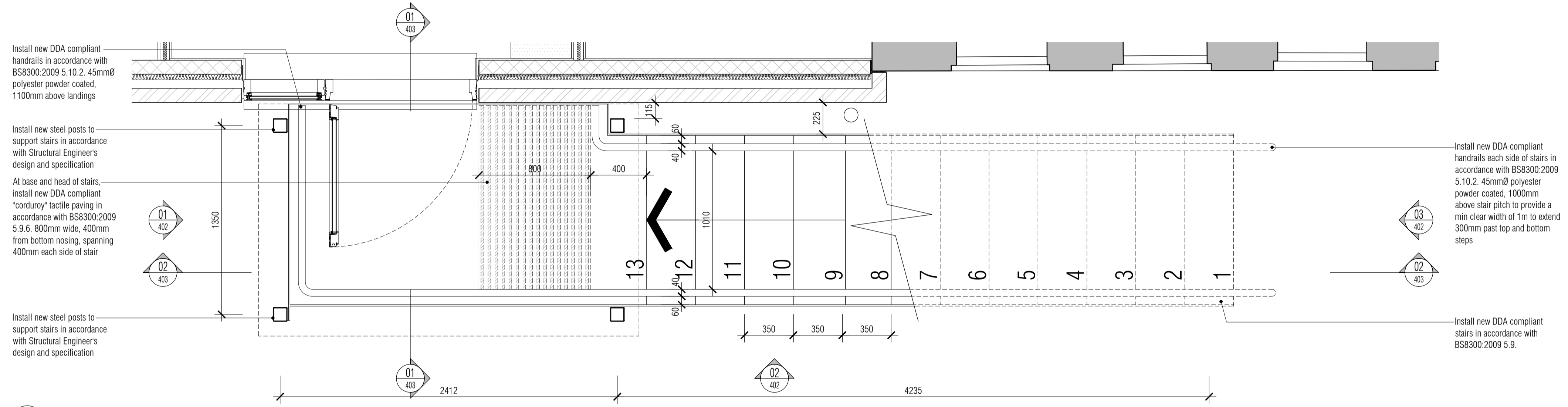


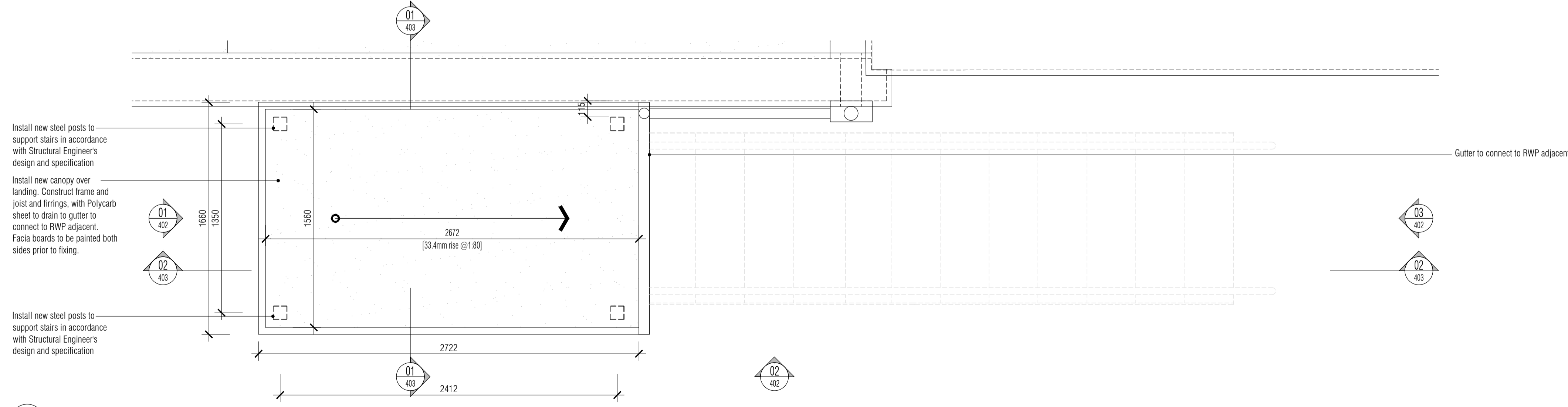
All Disabled and Ambulant Disabled facilities to comply with Approved Document Part M - Access to and use of buildings, Disability Discrimination Act 1995 and BS8300 as required



01 Lower Ground Floor Metal Stair Arrangement Plan
Scale: 1:20



02 Ground Floor Metal Stair Arrangement Plan
Scale: 1:20



03 First Floor Metal Stair Arrangement Plan
Scale: 1:20

At base and head of stairs, install new DDA compliant "corduroy" tactile paving in accordance with BS8300:2009 5.9.6. 800mm wide, 400mm from bottom nosing, spanning 400mm each side of stair

Install new DDA compliant handrails each side of stairs in accordance with BS8300:2009 5.10.2. 45mmØ polyester powder coated, 1000mm above stair pitch to provide a min clear width of 1m to extend 300mm past top and bottom steps

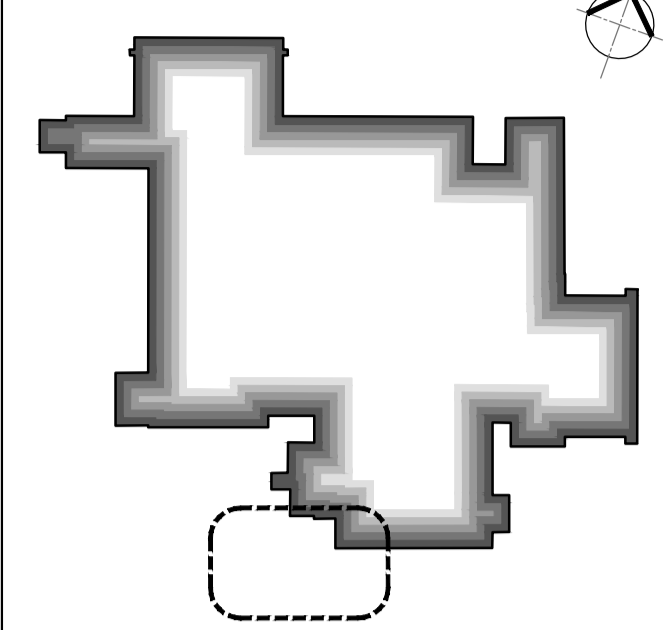
Install new DDA compliant stairs in accordance with BS8300:2009 5.9.

Install new DDA compliant handrails each side of stairs in accordance with BS8300:2009 5.10.2. 45mmØ polyester powder coated, 1000mm above stair pitch to provide a min clear width of 1m to extend 300mm past top and bottom steps

Install new DDA compliant stairs in accordance with BS8300:2009 5.9.

Gutter to connect to RWP adjacent.

NOTES: Do not scale this drawing. All dimensions to be checked on site prior to commencement or manufacture.
Key Plan (nts)



STAIRCASE CRITERIA	
LOWER GF to GROUND	floor total rise = 2125 mm
13 number RISERS	@ = 163.461 mm
12 number GONGS	@ = 330 mm
PITCH of stair to be	= 25.0341 °
Overall STRING to be	= 1210 mm

Height to top of handrail to be min 900mm
Height to top of guarding to be min 1100mm
Balusters to be max 100mm clear spaced apart.
Min 2000mm clear headroom above stair pitch line.

ISSUED FOR CONSTRUCTION

All details referenced in call outs supercede general arrangement or larger depictions.

Rev	Date	By	Chk	Comment
C2	16.05.12	RKC	JAS	Gen revs per Client comments
C1	29.03.12	RKC	JAS	Issued for CONSTRUCTION

BRINGING IDEAS TO LIFE

FRANKHAM

Frankham Consultancy Group Limited
21 Perrymount Road
Haywards Heath RH16 3TP
t 01444 444900 f 01444 455642
enquire@frankham.com
www.frankham.com

Client

Mansell
Contract N°: MC0269

Project Title

Eastbourne & Worthing
Crematoria
Refurbishments and Alterations

Drawing Title

Eastbourne Crematorium
External Stair Plans

Drawn by: RKC	Scale: 1:20@A1	Date: 02.03.12
Designed by: FCG	Checked by: JAS	Approved by: AC

File Ref.: X:\FRANKHAM\21PERRYMOUNT\CREMATORIA\ARCH\401-03\121718.DWG - 2008112718 20.06.11.12:17:18

Drawing No. 521260-A-401-E	Rev. C2
-------------------------------	------------

NB: All information based on supplied third party survey information.
All discrepancies to be reported to FCG immediately upon discovery.