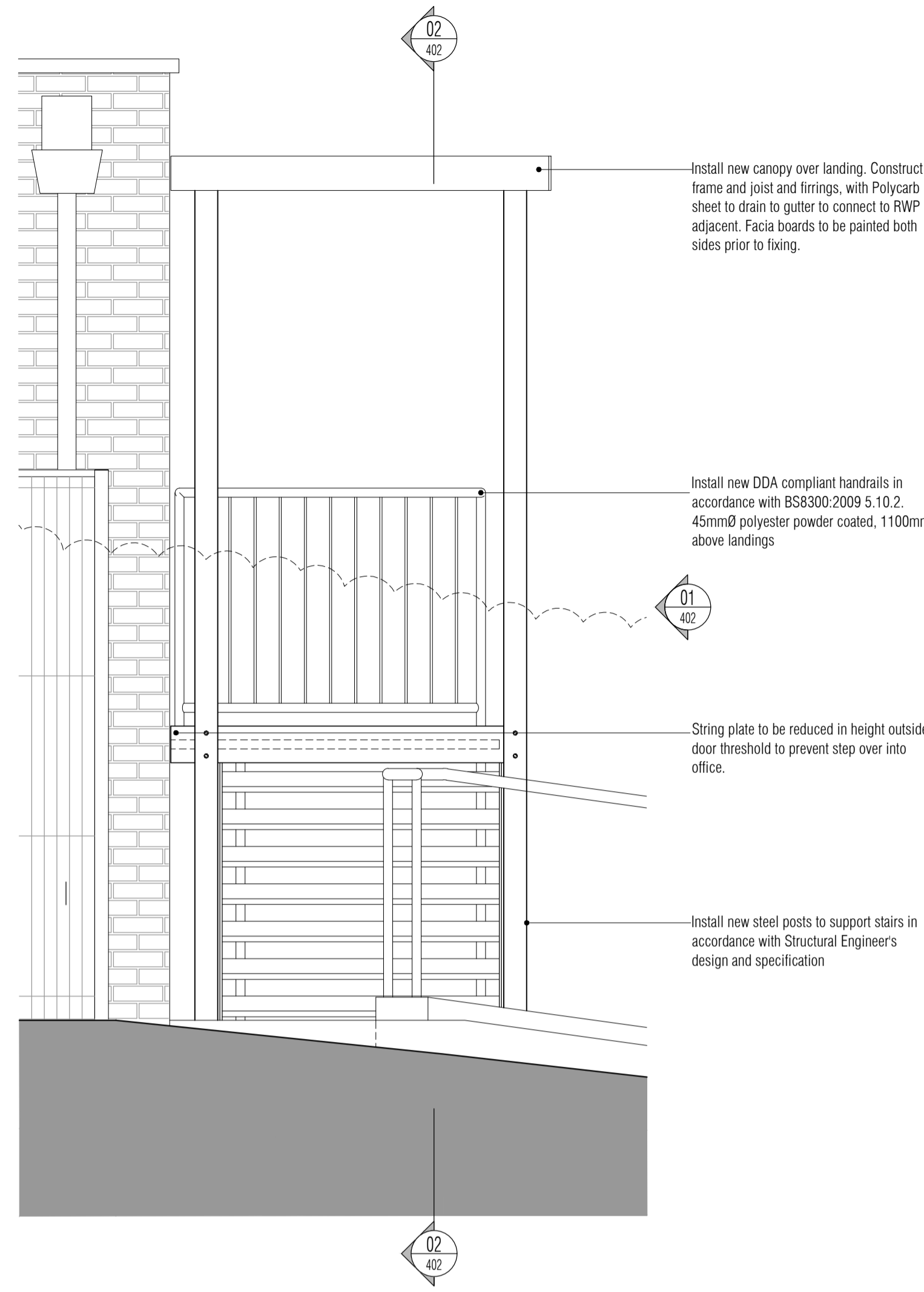
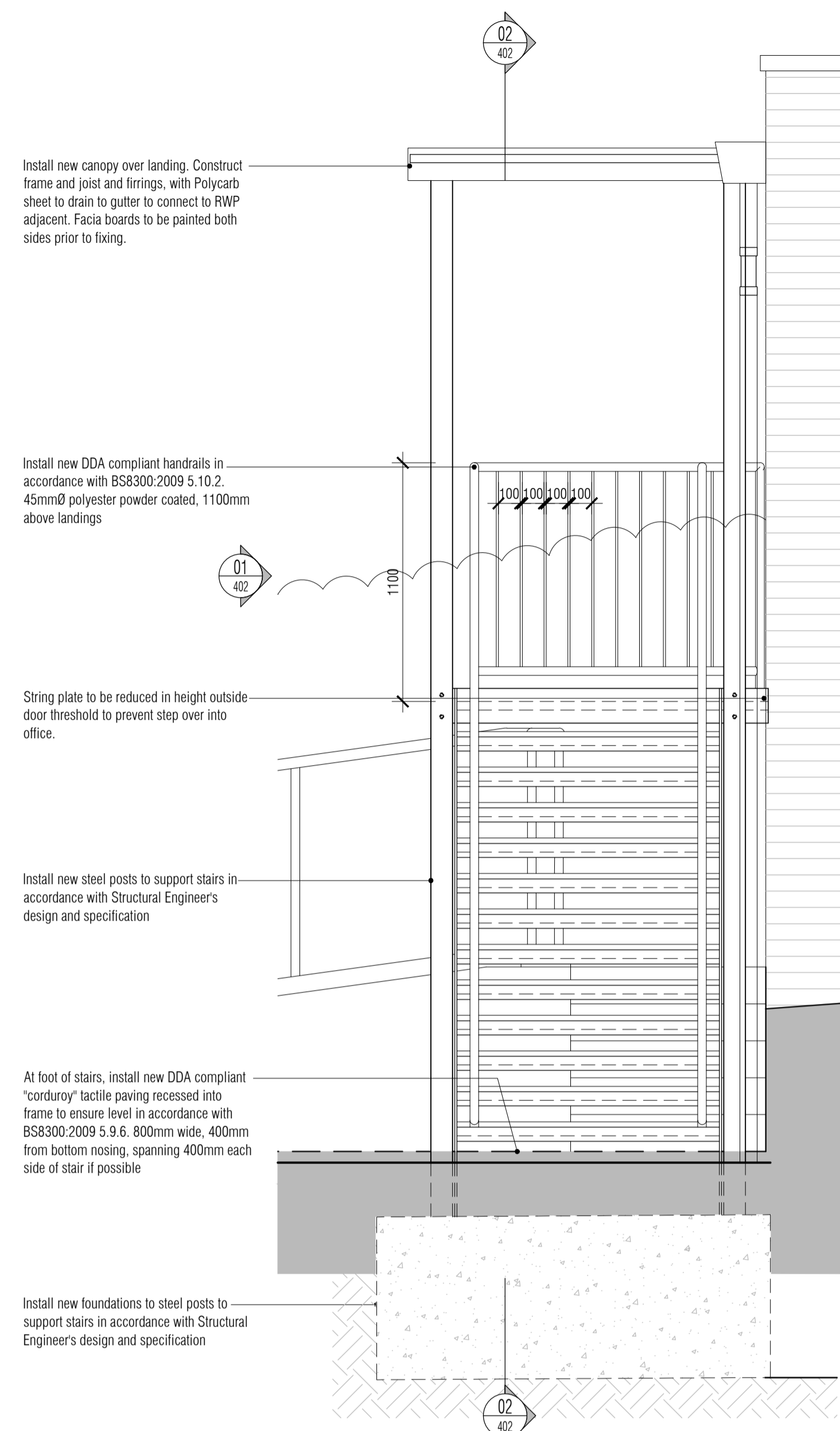


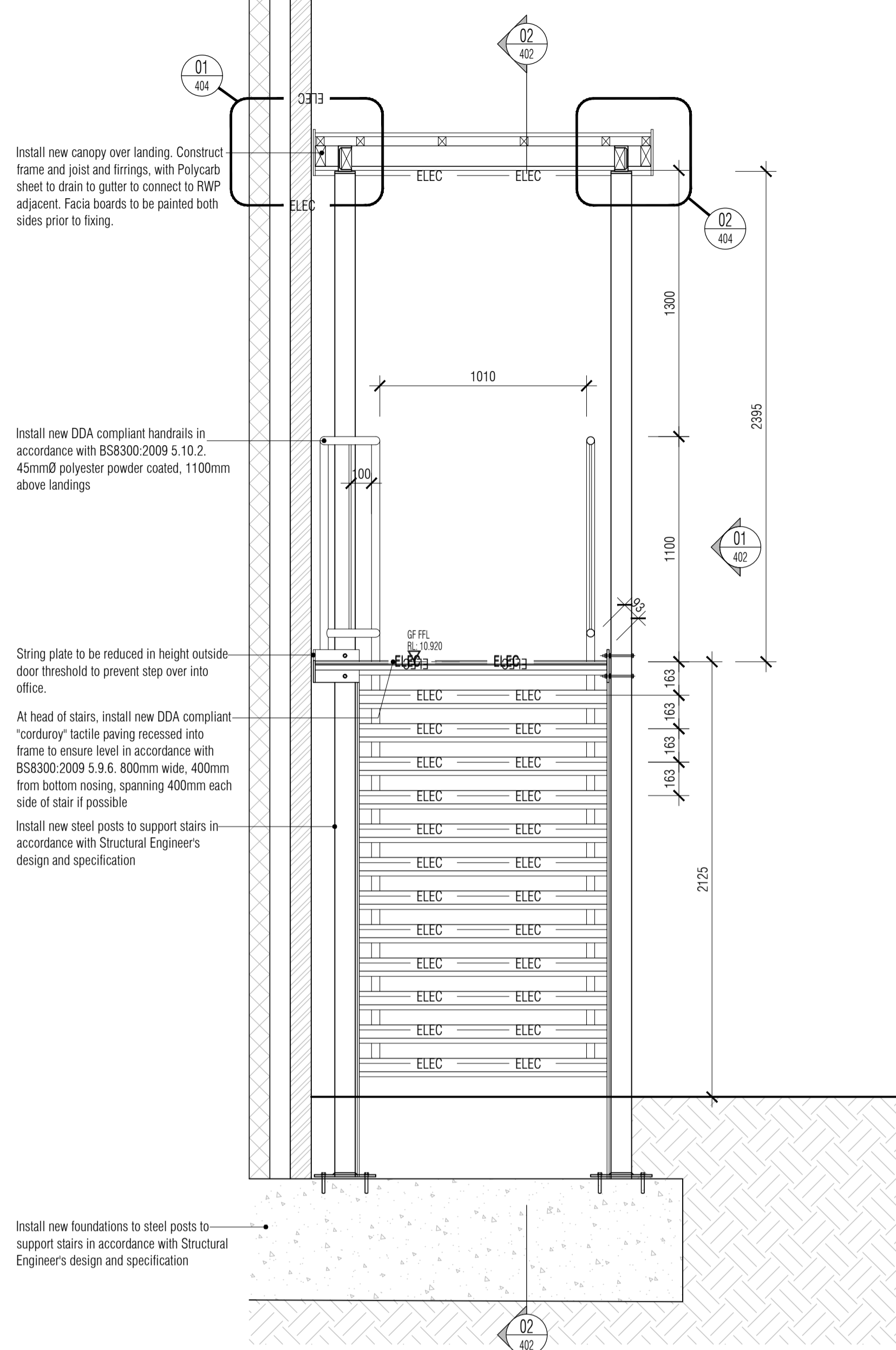
All Disabled and Ambulant Disabled facilities to comply with Approved Document Part M - Access to and use of buildings, Disability Discrimination Act 1995 and BS8300 as required



01 Metal Stair West Elevation  
Scale: 1:20

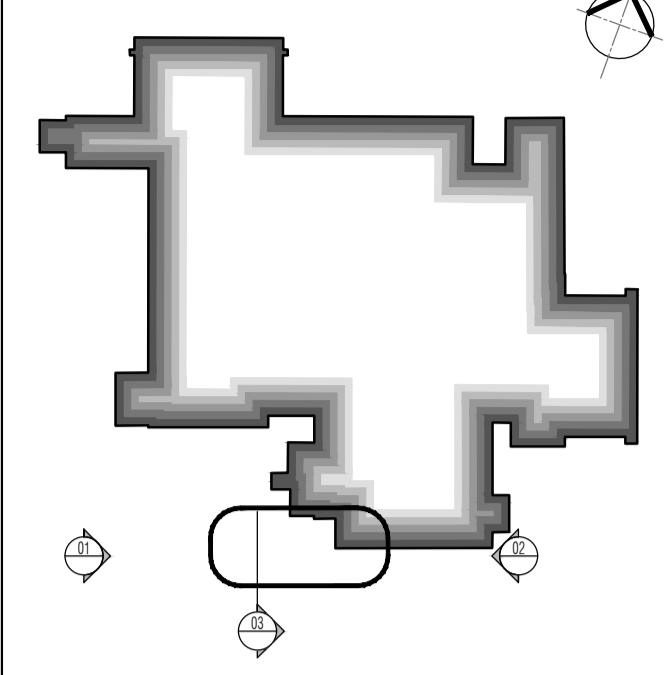


02 Metal Stair East Elevation  
Scale: 1:20



03 Metal Stair Section 01  
Scale: 1:20

NOTES: Do not scale this drawing. All dimensions to be checked on site prior to commencement or manufacture. Key Plan (nts)



STAIRCASE CRITERIA

LOWER GF to GROUND	floor total rise	= 2125 mm
13 number RISERS	@	= 163.461 mm
12 number GONGS	@	= 330 mm
PITCH of stair to be		= 25.0341 °
Overall STRING to be		= 1210 mm

Height to top of handrail to be min 900mm  
Height to top of guarding to be min 1100mm  
Balusters to be max 100mm clear spaced apart.  
Min 2000mm clear headroom above stair pitch line.

ISSUED FOR CONSTRUCTION

All details referenced in call outs supercede general arrangement or larger depictions.

Rev	Date	By	CHK	Comment
C2	16.05.12	RKC	JSA	Gen revs per Client comments
C1	29.03.12	RKC	JAS	Issued for CONSTRUCTION

BRINGING IDEAS TO LIFE

**FRANKHAM**

Frankham Consultancy Group Limited  
21 Perryman Road  
Haywards Heath RH16 3TP  
t 01444 444900 f 01444 455642  
enquire@frankham.com  
www.frankham.com

Client

Mansell  
Contract N°: MC0269

Project Title

Eastbourne & Worthing  
Crematoria  
Refurbishments and Alterations

Drawing Title

Eastbourne Crematorium  
External Stair Elevations and Sections

Drawn by: RKC	Scale: 1:20@A1	Date: 02.03.12
Designed by: FCG	Checked by: JAS	Approved by: AC

File Ref.: X:\FRANKHAM\21PERRYMAN ROAD\CREMATORIA\ARCH\403-01\01\01.dwg 20/06/11 12:17:25

Drawing No. 521260-A-403-E	Rev. C2
-------------------------------	------------

NB: All information based on supplied third party survey information. All discrepancies to be reported to FCG immediately upon discovery.