
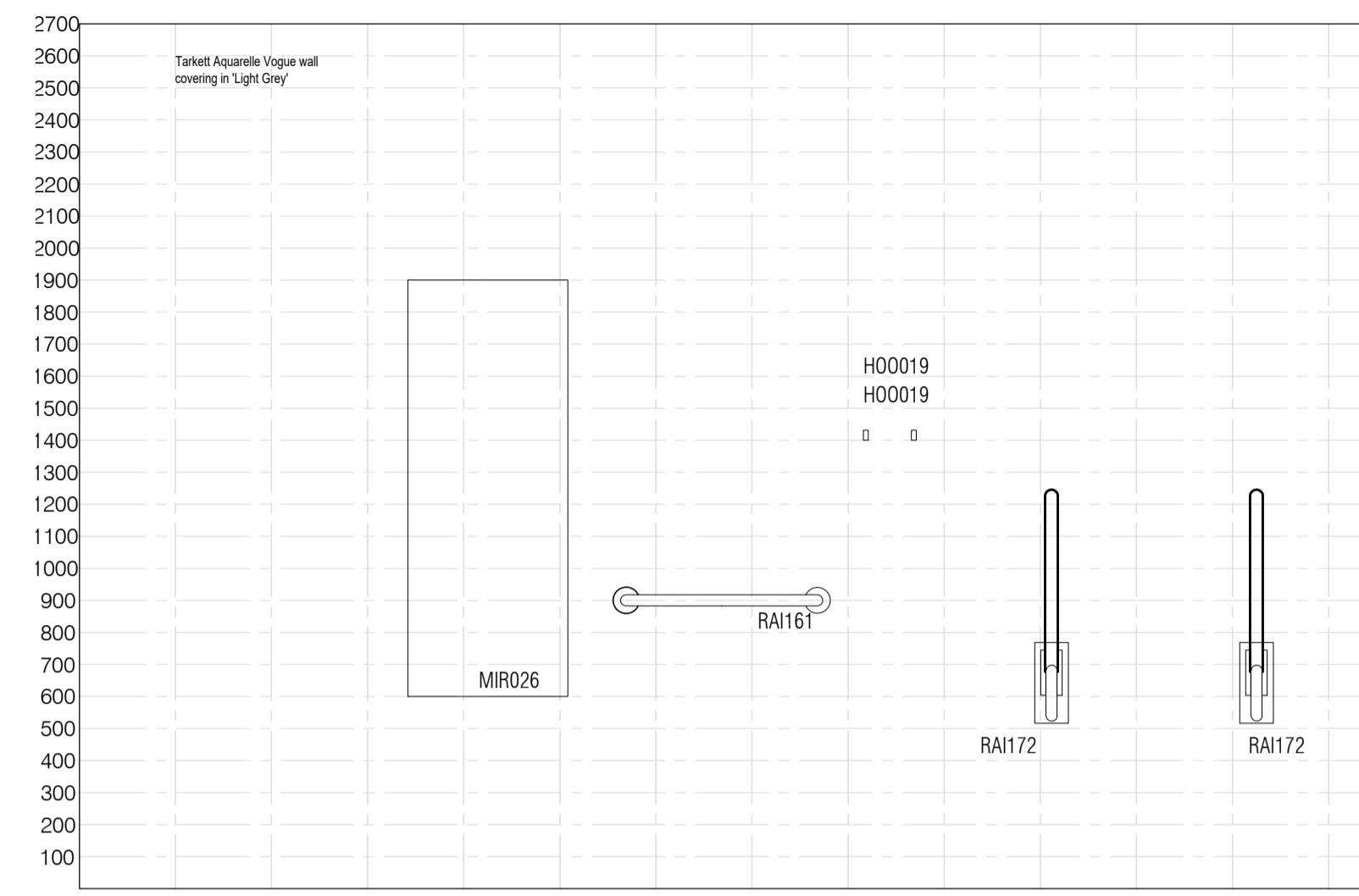



01 1.303 Access WC & Shower
Scale: 1:50



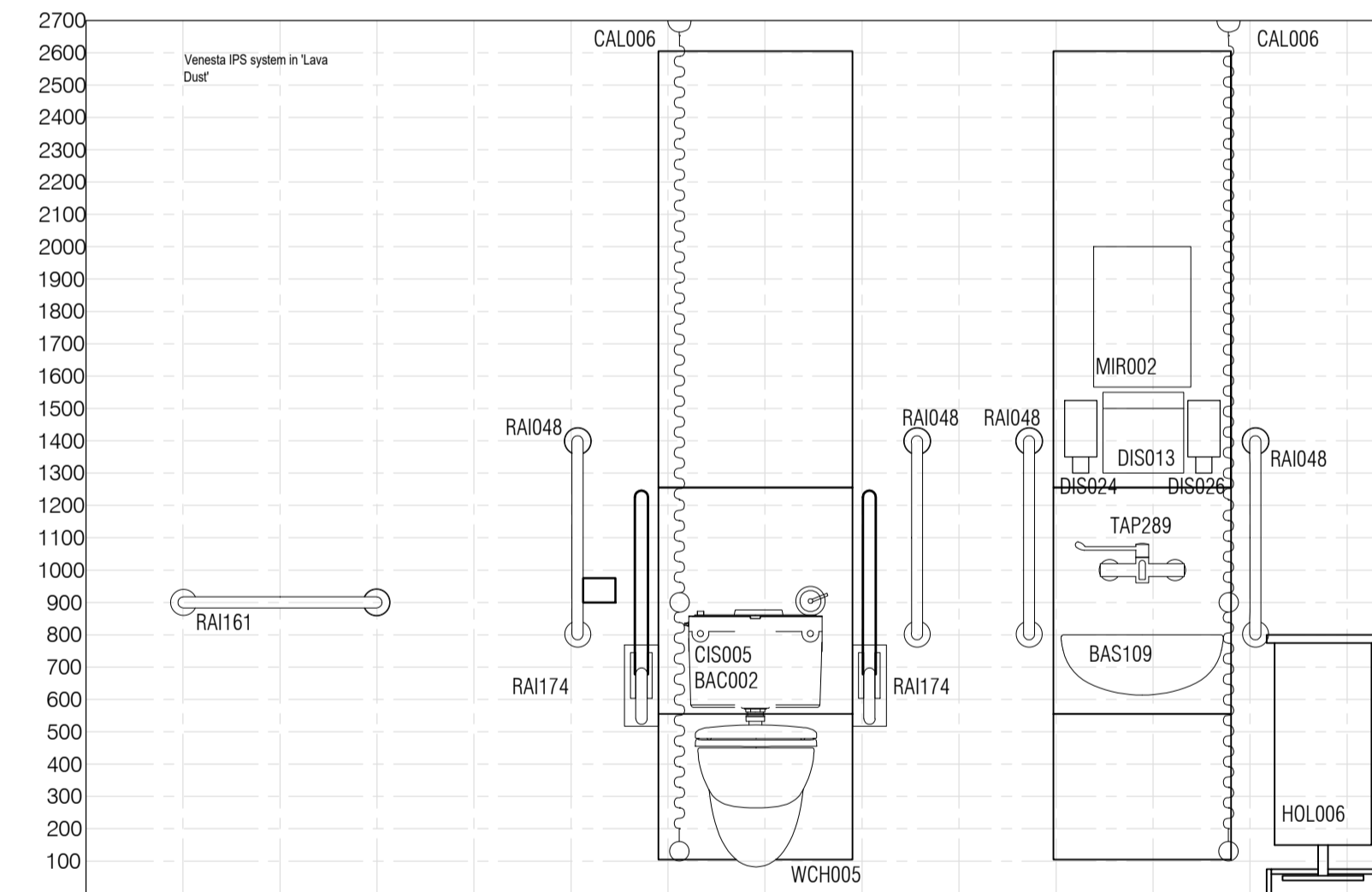
02 Elevation A
Scale: 1:20



03 Elevation B
Scale: 1:20

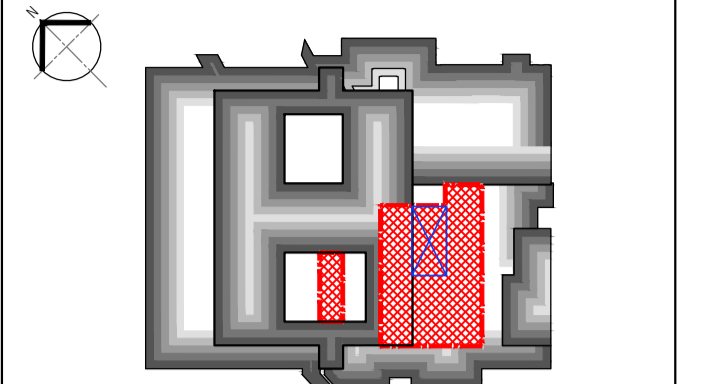


04 Elevation C
Scale: 1:20



05 Elevation D
Scale: 1:20

NOTES: Do not scale this drawing. All dimensions to be checked on site prior to commencement or manufacture.
Key Plan (nts)



ISSUED FOR APPROVAL

All details referenced in call outs supersede general arrangement or larger depictions.

Rev	Date	By	CHK	Comment
P2	12.06.20	RKC	AGC	Amended following client comments
P1	09.01.14	RKC	AGC	Preliminary issue for Approval

BRINGING IDEAS TO LIFE

FRANKHAM

Frankham Consultancy Group Limited
21 Parnymount Road
Haywards Heath RH16 3TP
t 01444 444900 f 01444 455642
enquiries@frankham.com
www.frankham.com

Client
St George's Healthcare NHS Trust

Project Title
General Intensive Care Unit Extension
St. James Wing
St. Georges Hospital
London

Drawing Title
1.303
Access WC and Shower Room
Proposed Room Elevations

Drawn by: RKC	Scale: 1:20, 1:50@A1	Date: 05.12.13
Designed by: FCG	Checked by: MDK	Approved by: AGC

File Ref.: X:\FRANKHAM\2-08012111\0204040300-05.DWG 20.06.12:16:58:50

Drawing No. 521717-A-330 Rev. 12.06.20