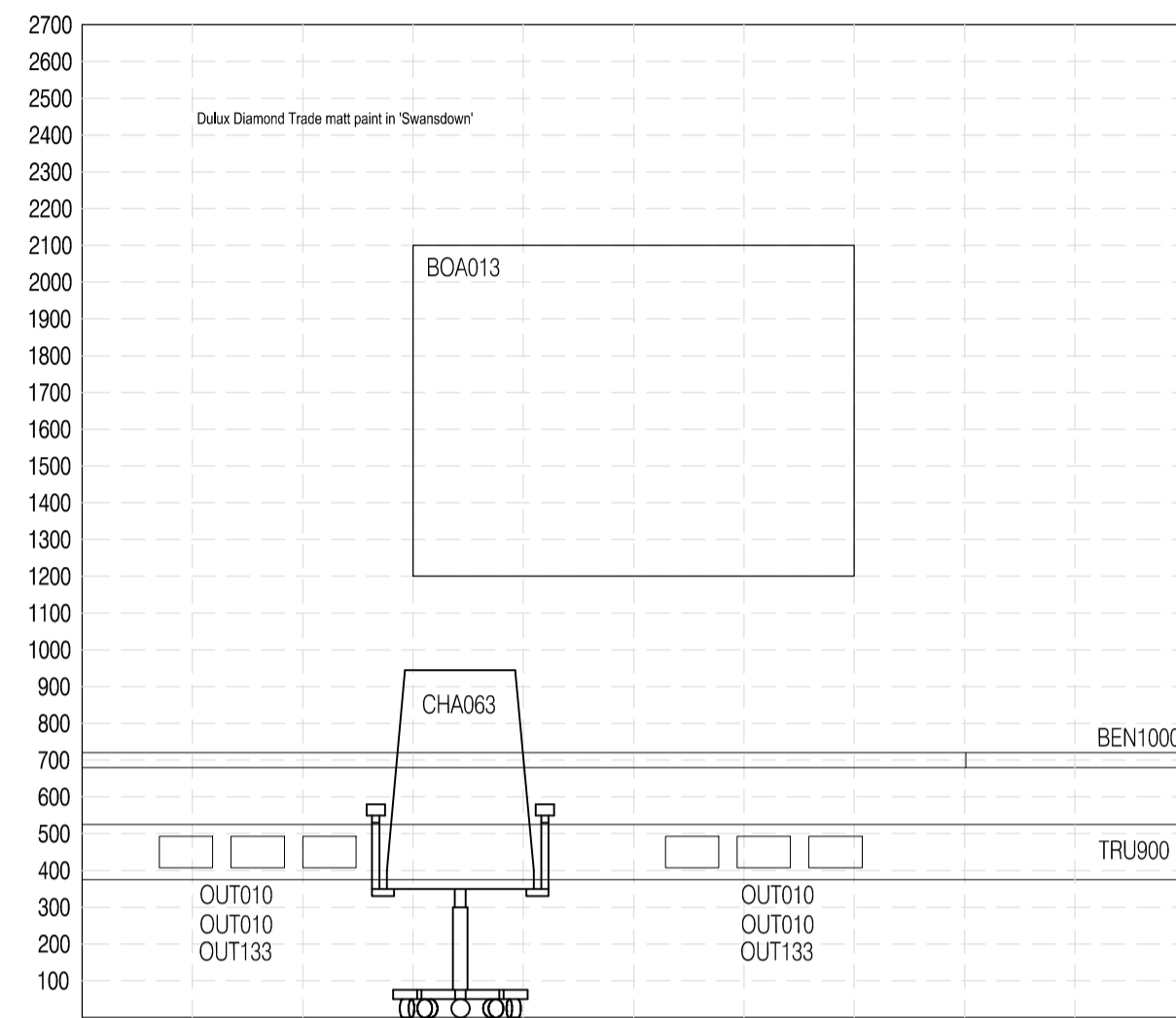
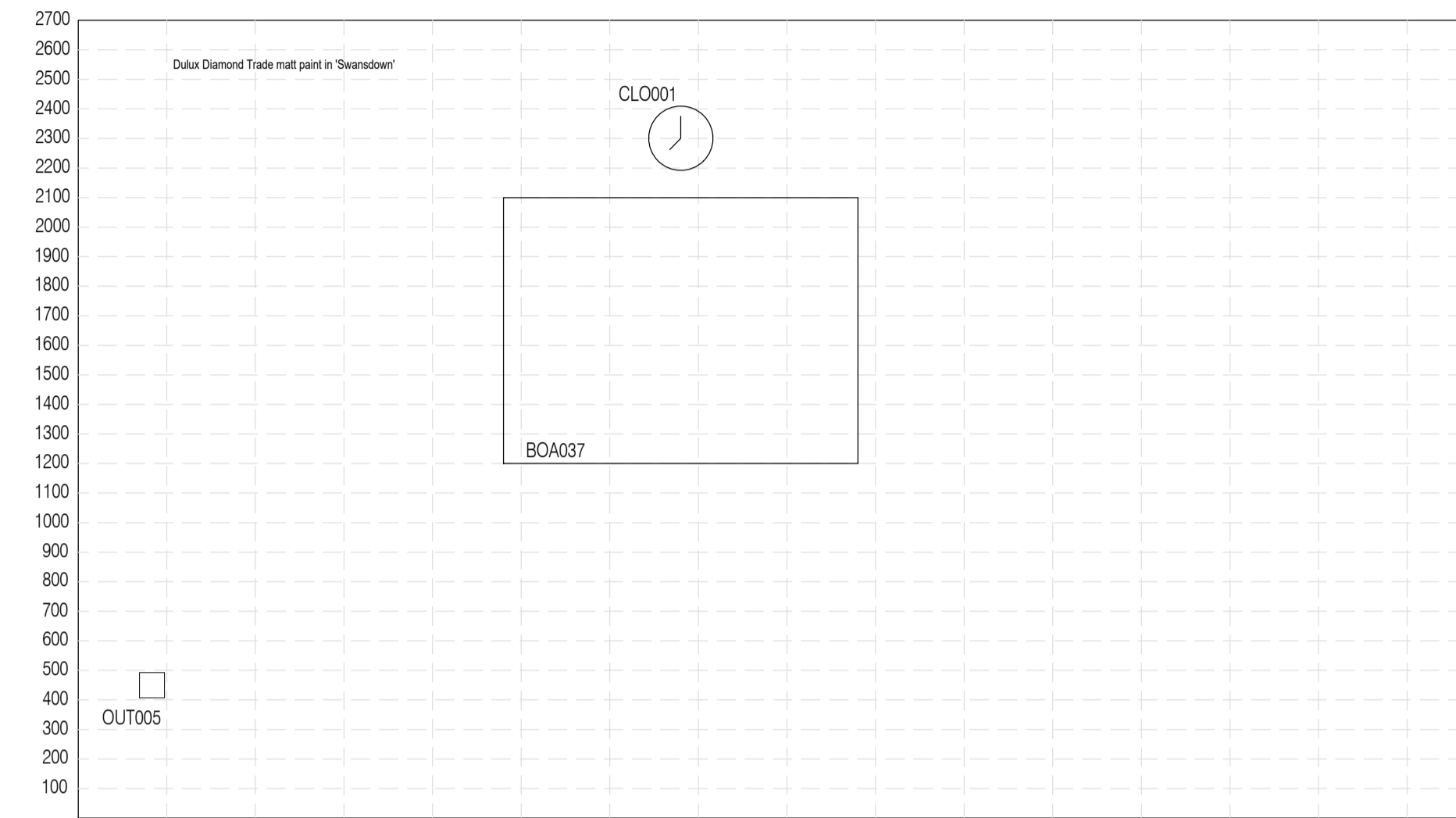


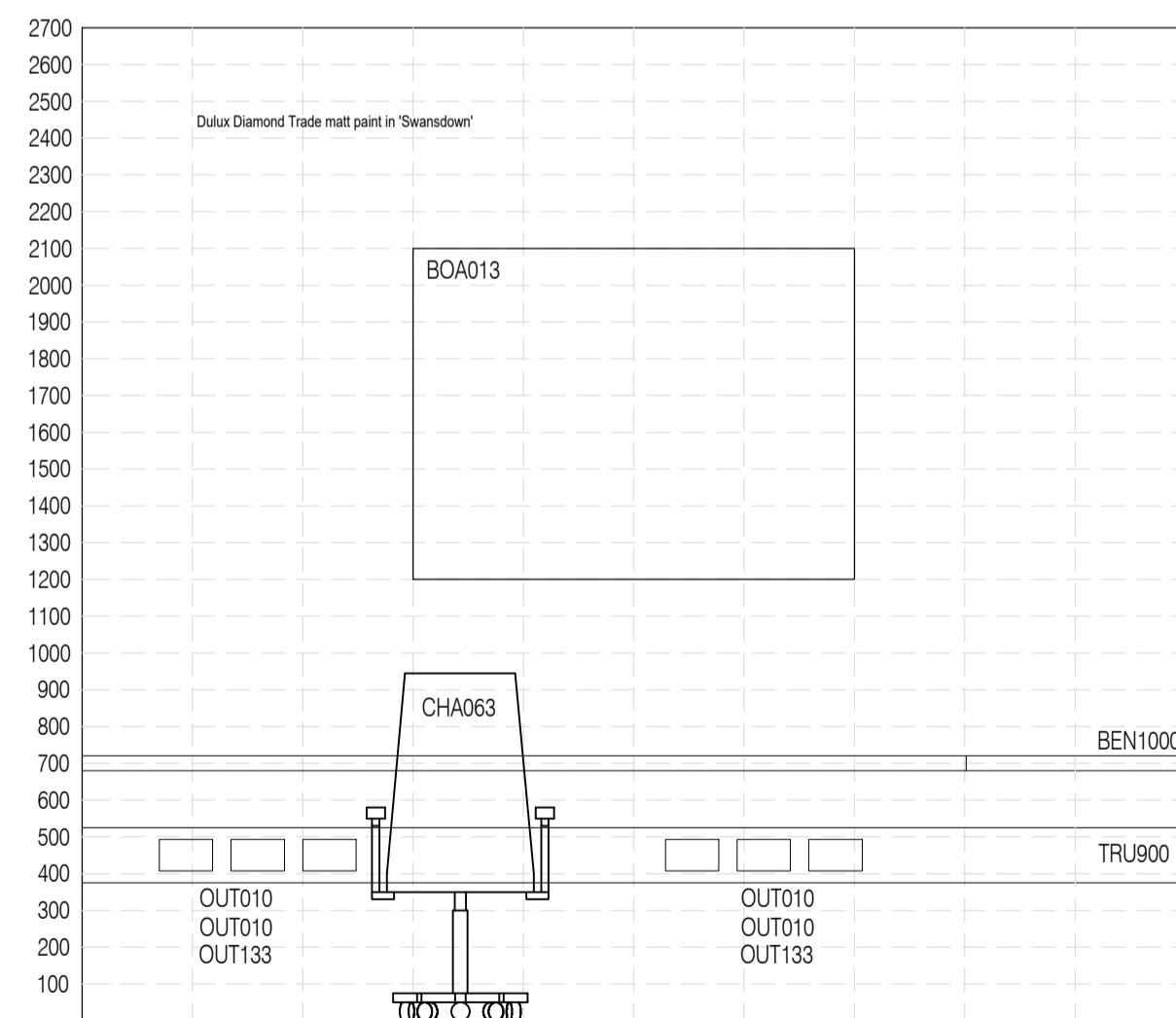
01 Floor Plan  
Scale: 1:20



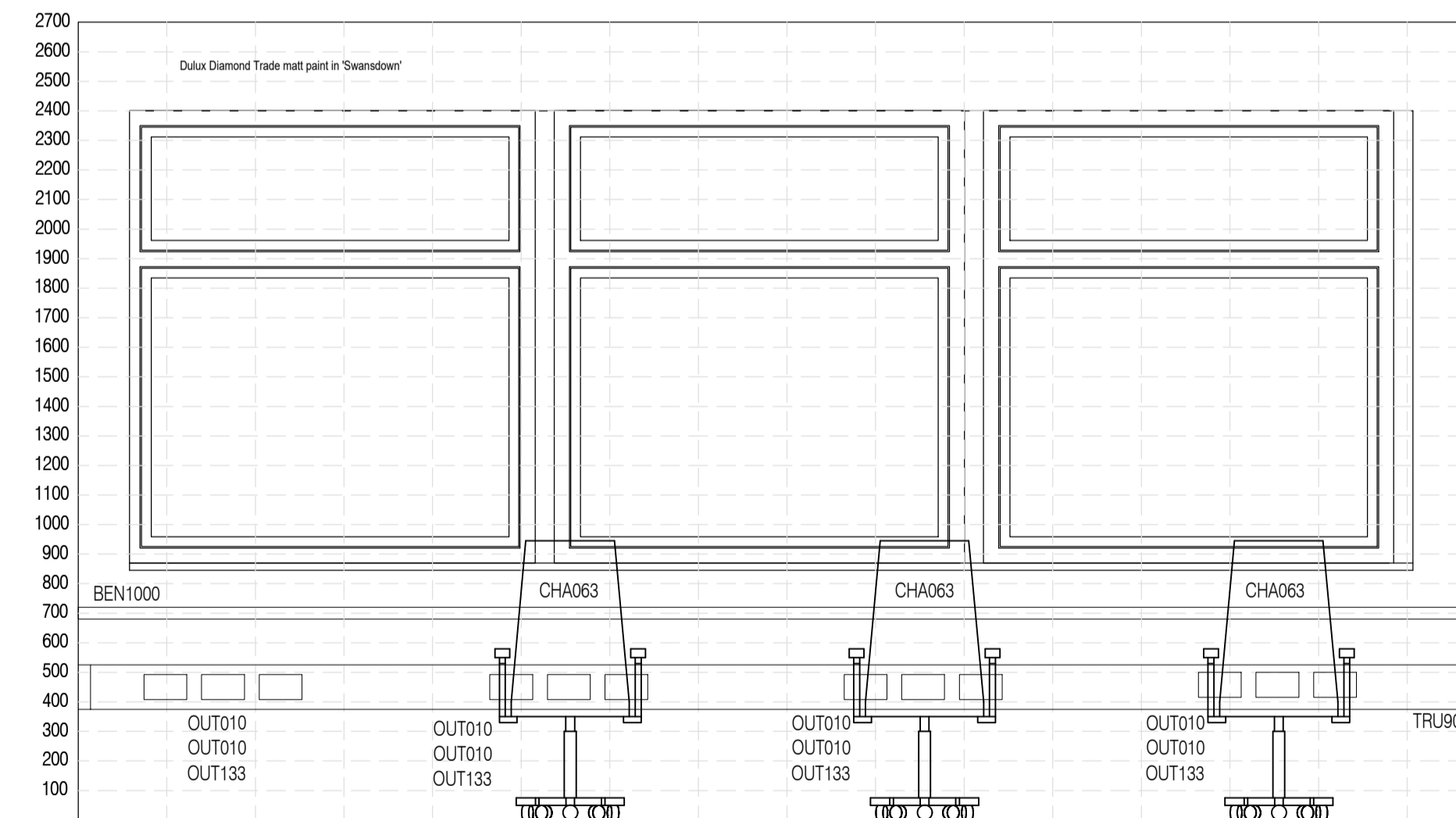
02 Elevation A  
Scale: 1:20



03 Elevation B  
Scale: 1:20

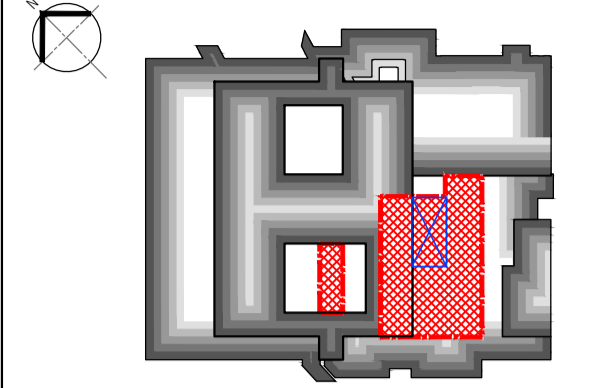


04 Elevation C  
Scale: 1:20



05 Elevation D  
Scale: 1:20

NOTES: Do not scale this drawing. All dimensions to be checked on site prior to commencement or manufacture.  
Key Plan (nts)



Rev	Date	By	CHK	Comment
P2	12.06.20	RKC	AJM	Amended following client comments
P1	09.01.14	RKC	AGC	Preliminary Issue for Approval

All details referenced in call outs supercede general arrangement or larger depictions.

Rev	Date	By	CHK	Comment

Rev	Date	By	CHK	Comment

Rev	Date	By	CHK	Comment

Rev	Date	By	CHK	Comment

Rev	Date	By	CHK	Comment

Rev	Date	By	CHK	Comment

Rev	Date	By	CHK	Comment

Rev	Date	By	CHK	Comment

Rev	Date	By	CHK	Comment

Rev	Date	By	CHK	Comment

Rev	Date	By	CHK	Comment

Rev	Date	By	CHK	Comment

Rev	Date	By	CHK	Comment

Rev	Date	By	CHK	Comment

Rev	Date	By	CHK	Comment

Rev	Date	By	CHK	Comment

Rev	Date	By	CHK	Comment

Rev	Date	By	CHK	Comment

Rev	Date	By	CHK	Comment

Rev	Date	By	CHK	Comment

Rev	Date	By	CHK	Comment

Rev	Date	By	CHK	Comment

Rev	Date	By	CHK	Comment

Rev	Date	By	CHK	Comment

Rev	Date	By	CHK	Comment

Rev	Date	By	CHK	Comment

Rev	Date	By	CHK	Comment

Rev	Date	By	CHK	Comment

Rev	Date	By	CHK	Comment

Rev	Date	By	CHK	Comment

Rev	Date	By	CHK	Comment

Rev	Date	By	CHK	Comment

Rev	Date	By	CHK	Comment

Rev	Date	By	CHK	Comment

Rev	Date	By	CHK	Comment

Rev	Date	By	CHK	Comment

Rev	Date	By	CHK	Comment

APPROVAL  
ISSUE

BRINGING IDEAS TO LIFE

**FRANKHAM**

Frankham Consultancy Group Limited  
21 Parnham Road  
Haywards Heath RH16 3TP  
t 01444 444900 f 01444 455642  
enquiries@frankham.com  
www.frankham.com

Client  
**St George's Healthcare NHS Trust**

Project Title  
General Intensive Care Unit Extension  
St. James Wing  
St. Georges Hospital  
London

Drawing Title  
1.988a  
Hot Desk Office  
Proposed Room Elevations

Drawn by: RKC	Scale: 1:20@A1	Date: 05.12.13
------------------	-------------------	-------------------

Designed by: FCG	Checked by: MDK	Approved by: AGC
---------------------	--------------------	---------------------

File Ref.: X:\FRANKHAM\2-2013\1111\02\ARCH\300-01.dwg 20.06.12:17:57:07

Drawing No. <b>521717-A-347</b>	Rev. <b>P2</b>
------------------------------------	-------------------