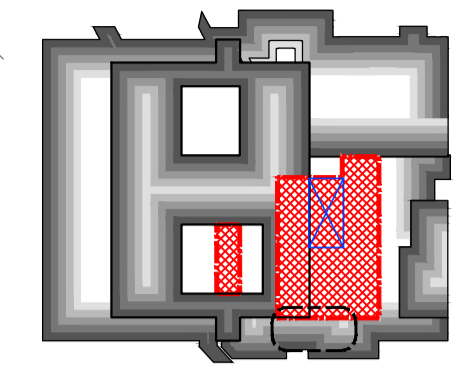
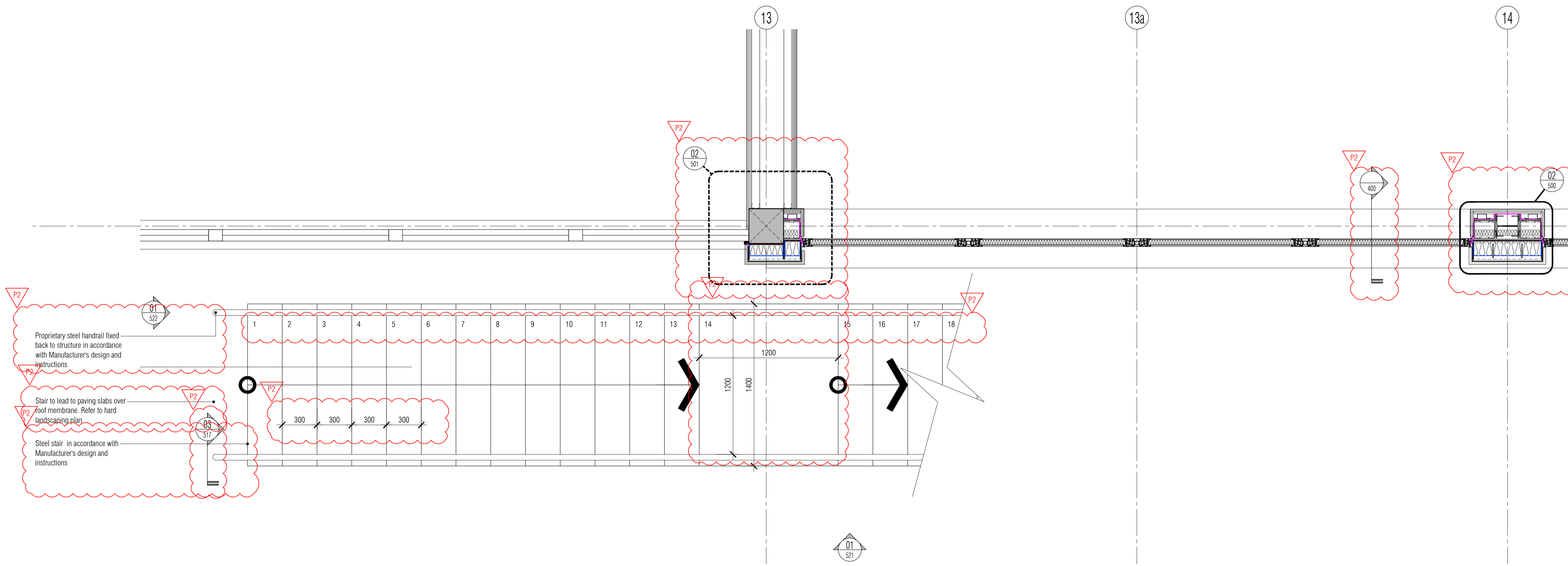


NB: All levels are approximate and are subject to further site investigation prior to construction. All discrepancies to be reported to FCG immediately

NOTES: Do not scale this drawing. All dimensions to be checked on site prior to commencement or manufacture. Key Plan (nts)



NB: These and all details that indicate an interface to or with any and all existing structure and/or fabric are subject to change pending further on-site investigation and exploration and/or breaking out on-site at commencement of works on site. FCG repudiate any liability as a result of works commenced or completed prior to said investigations without prior agreement.



01 1st Floor Fire Escape Stair Plan
Scale: 1:20

STAIRCASE CRITERIA		External Stair	
First Roof to Second Roof	floor total rise	=	5040 mm
28 - 4	number of RISERS	@	= 180 mm
26 - 3	number of GOINGS	@	= 300 mm
	PITCH of stair to be	=	30.96 °
	Overall STRINGS to be	=	1200 mm

Height to top of handrail to be min 900mm
Height to top of guarding to be min 1100mm
Ballusters to be max 100mm clear spaced apart.
Min 2000mm clear headroom above stair pitch line.

PRELIMINARY ISSUE

All details referenced in call outs supersede general arrangement or larger depictions.

Rev	Date	By	CHK	Comment
P2	04.11.14	JM	AGC	Preliminary Issue for Information
P1	22.11.13	JM	AGC	Preliminary Issue for Information

BRINGING IDEAS TO LIFE

FRANKHAM

Frankham Consultancy Group Limited
21 Parnmount Road
Haywards Heath RH16 3TP
t 01444 444000 f 01444 455642
enquire@frankham.com
www.frankham.com

Client
St George's Healthcare NHS Trust

Project Title
General Intensive Care Unit Extension
St. James Wing
St. Georges Hospital
London

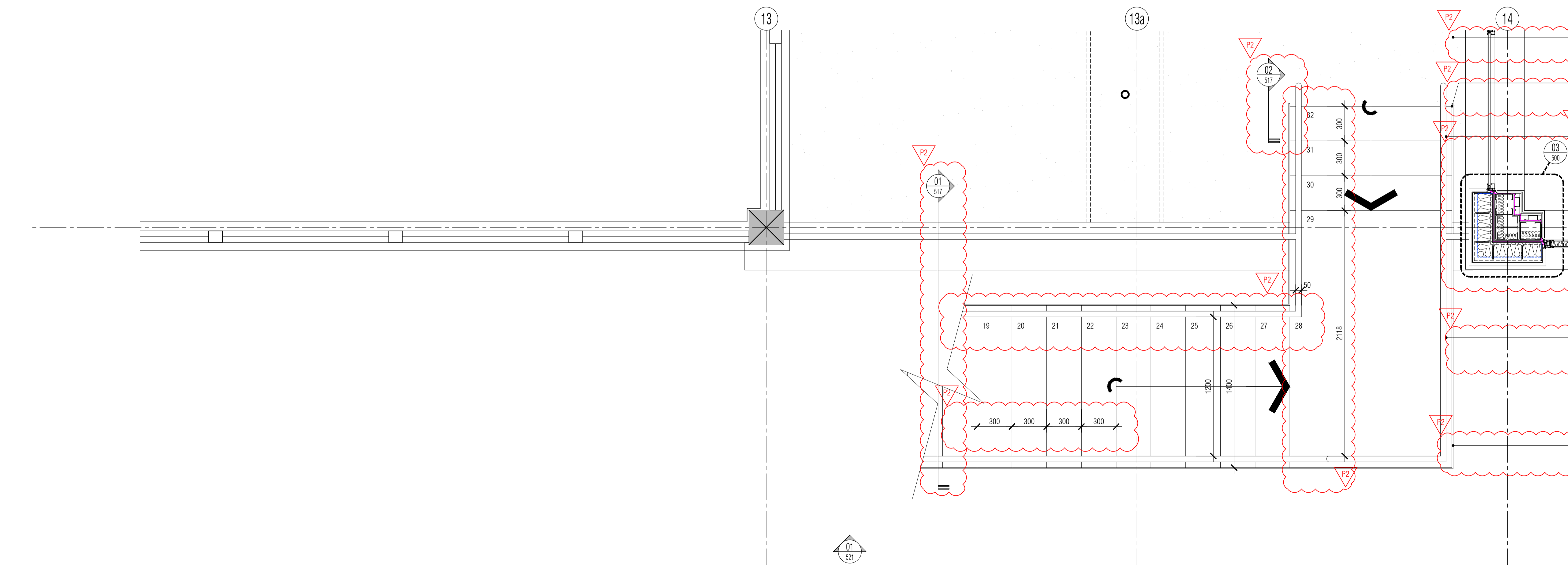
Drawing Title
Proposed
1st & 2nd Floor (Roof)
Metal Fire Escape Stair
Plan

Drawn by: RKC	Scale: 1:20@A1	Date: 15.11.13
Designed by: FCG	Checked by: MDK	Approved by: AGC

File Ref.: X:\FRANKHAM\2013\11\13\02\521717-A-515-001.DWG
20.06.15:15:18:09

Drawing No:
521717-A-515

Rev:
P2



02 2nd Floor Fire Escape Stair Plan
Scale: 1:20

NB: All information based on supplied third party survey information. All discrepancies to be reported to FCG immediately upon discovery.

All Mechanical & Electrical and Structural information shown indicative only. Please refer to Mechanical & Electrical and Structural documentation.