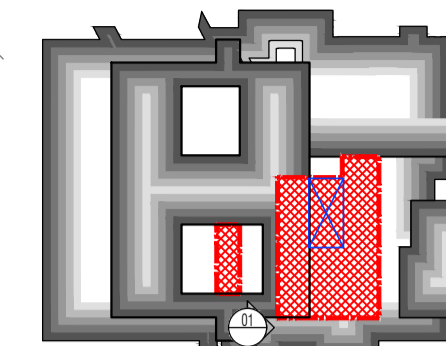


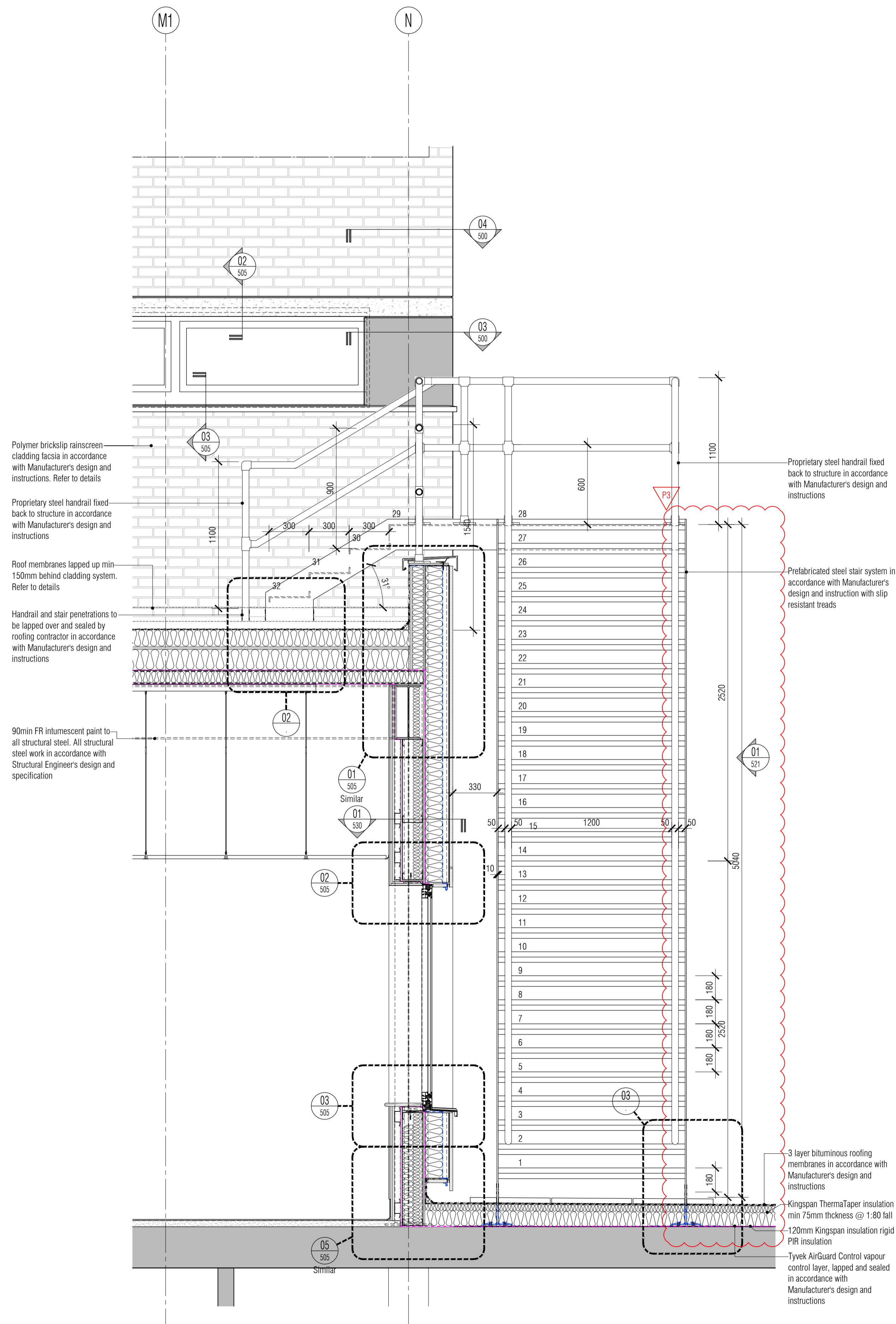
NB: All levels are approximate and are subject to further site investigation prior to construction. All discrepancies to be reported to FCG immediately

NOTES: Do not scale this drawing. All dimensions to be checked on site prior to commencement or manufacture. Key Plan (nts)

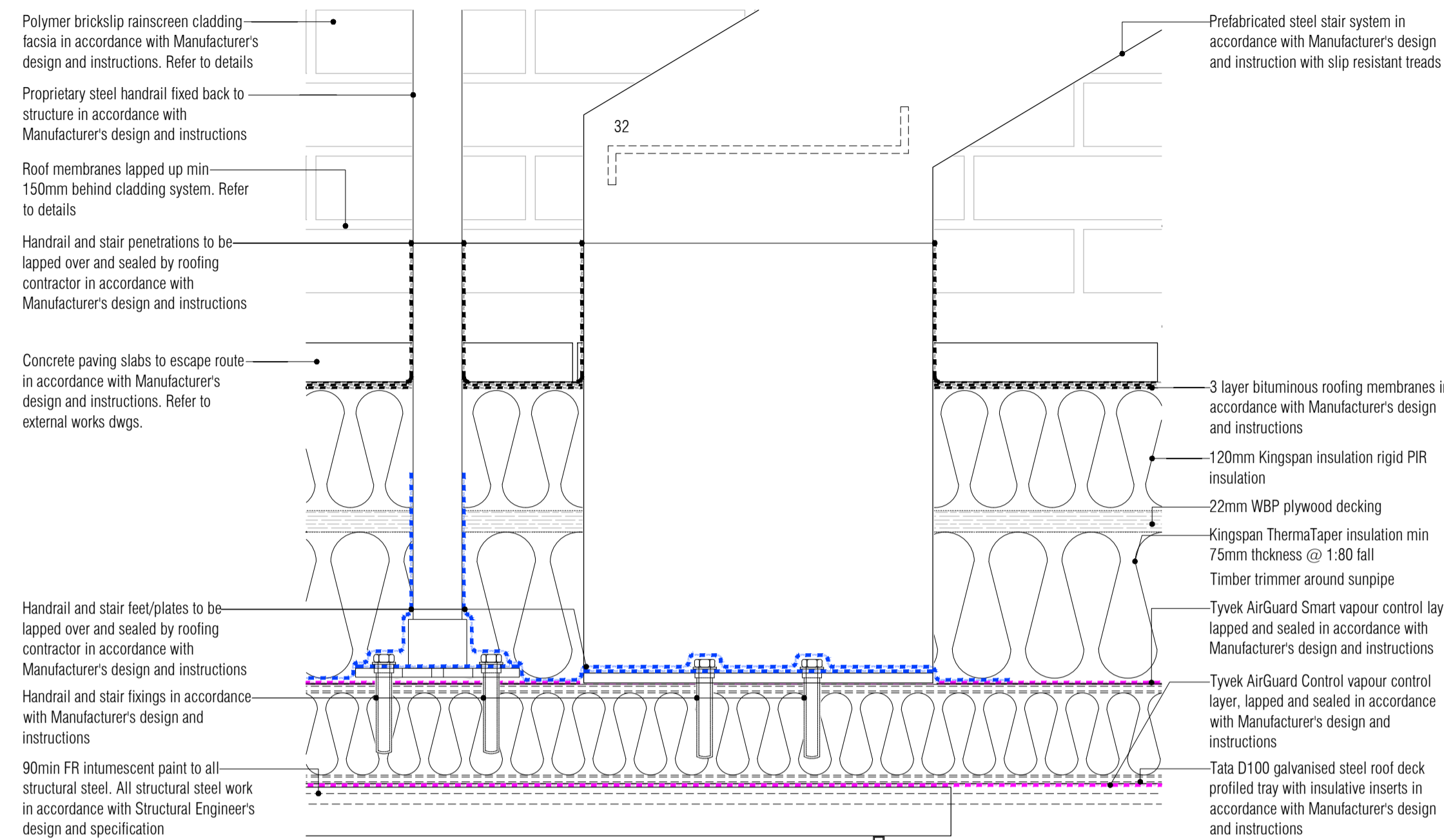
Key Plan (nts)



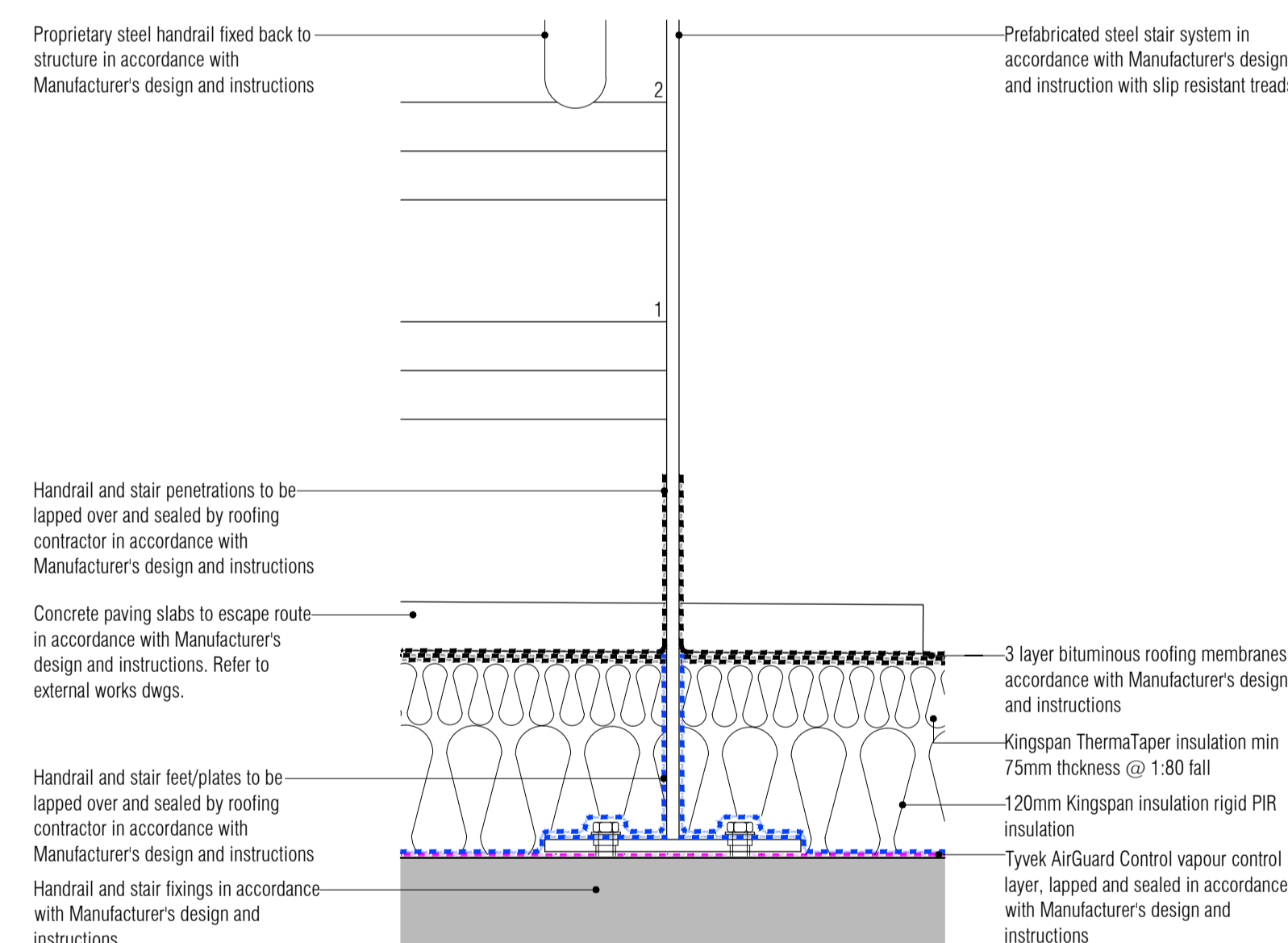
NB: These and all details that indicate an interface to or with any and all existing structure and or fabric are subject to change pending further on-site investigation and exploration and or breaking out on-site at commencement of works on site. FCG repudiate any liability as a result of works commenced or completed prior to said investigations without prior agreement.



01 Roof Fire Escape Stair Elevation 03 (West)
Scale: 1:20



02 2nd Floor Landing Support Roof Membrane Penetration Detail
Scale: 1:5



03 1st Floor Stair Support Roof Membrane Penetration Detail
Scale: 1:5

NB: All information based on supplied third party survey information. All discrepancies to be reported to FCG immediately upon discovery.

All Mechanical & Electrical and Structural information shown indicative only. Please refer to Mechanical & Electrical and Structural documentation.

STAIRCASE CRITERIA		External Stair
First Roof to Second Roof	floor total rise	= 5040 mm
28 - 4	number of RISERS @	= 180 mm
26 - 3	number of GOINGS @	= 300 mm
	PITCH of stair to be	= 30.96 °
	Overall STRINGS to be	= 1200 mm

Height to top of handrail to be min 900mm
Height to top of guarding to be min 1100mm
Ballusters to be max 100mm clear spaced apart.
Min 2000mm clear headroom above stair pitch line.

PRELIMINARY ISSUE

All details referenced in call outs supercede general arrangement or larger depictions.

Rev	Date	By	CHK	Comment
P3	04.11.14	JM	AGC	Preliminary Issue for Information
P2	21.01.14	JM	AGC	Refs, details, notes, dims added. Gen update.
P1	22.11.13	JM	AGC	Preliminary Issue for Information

BRINGING IDEAS TO LIFE

FRANKHAM

Frankham Consultancy Group Limited
21 Perrymount Road
Haywards Heath RH16 3TP
t 01444 444900 f 01444 456442
enquire@frankham.com
www.frankham.com

Client
St George's Healthcare NHS Trust

Project Title
General Intensive Care Unit Extension
St. James Wing
St. Georges Hospital
London

Drawing Title
Proposed
2nd Floor & Roof Metal
Fire Escape Stair
Elevation 03 (West)

Drawn by: RKC	Scale: 1:20, 1:5 @A1	Date: 15.11.13
Designed by: FCG	Checked by: MDK	Approved by: AGC

File Ref: X:\FRANKHAM\2\2013\11\02\04\04\03\00\001	20.06.15.15:20.00
Drawing No: 521717-A-517	Rev: P3