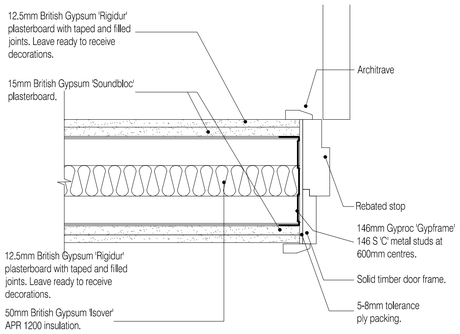

Typical locations - Block D (Door jamb detail)

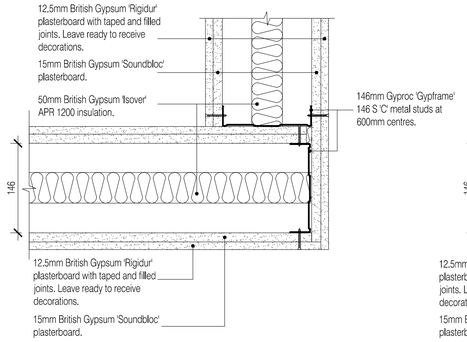

Typical corner detail.

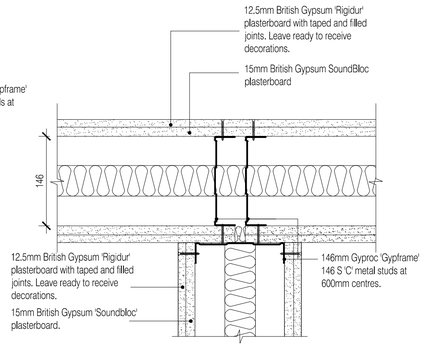

Typical junction detail.

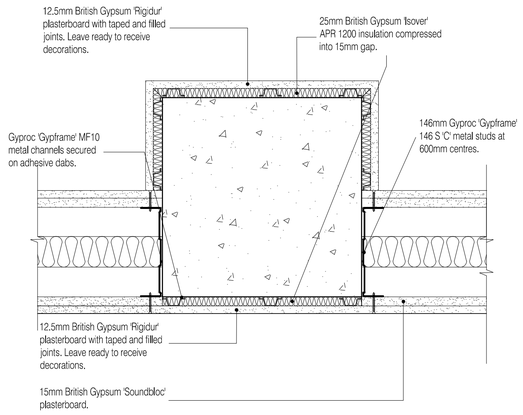

Typical partition and column detail.

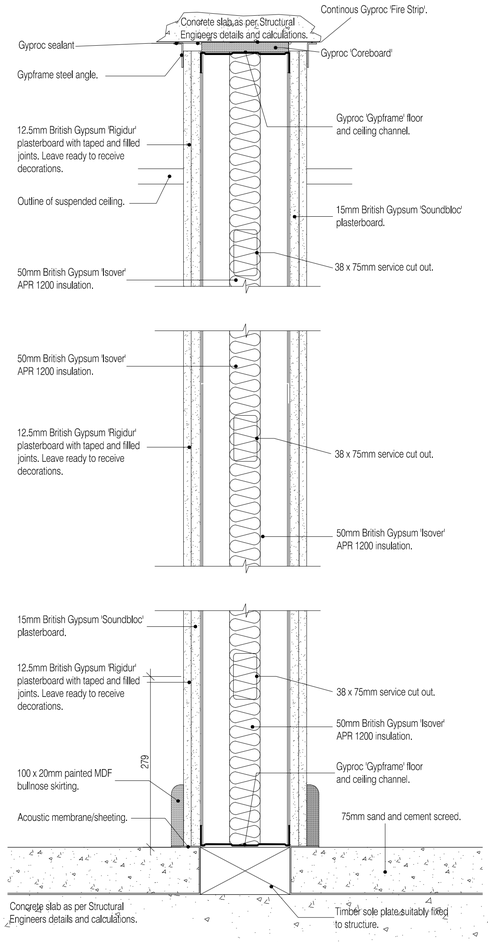

Typical vertical section (15mm deflection)

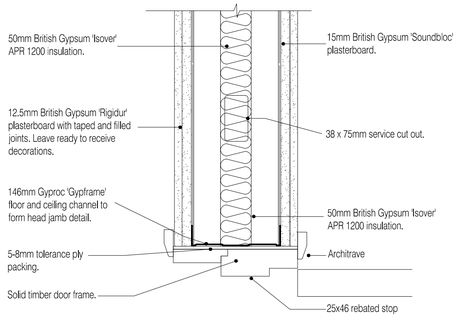

Typical door jamb detail.

NOTES: Do not scale this drawing. All dimensions to be checked on site prior to commencement or manufacture.

This drawing to be read in conjunction with dwgs 180 - 182 and the NBS specification Section K10

ISSUED FOR CONSTRUCTION

Rev	Date	By	Chk	Comment
01	19.11.10	RKC	CJ	Apollo Issue - Final Coordination by Apollo

BRINGING IDEAS TO LIFE

FRANKHAM

Frankham Consultancy Group Limited
21 Perrymount Road
Haywards Heath RH16 3TP
t 01444 444900 f 01444 455642
enquire@frankham.com
www.frankham.com

Client

APOLLO EDUCATION

Project Title

Woodside
Inclusive Learning Campus

Drawing Title

Typical Partition Details
Wall Type D Partitions
"WD" as K10/125

Drawn by:	Scale:	Date:
RKC	1:5@A1	28.06.10
Designed by:	Checked by:	Approved by:
FCG	CJ	AC

File Ref.: G:\200002\222586-WOODSIDE\BLOCK D\APO-140_ARR_DETAIL_SCHEMATICS\222586-AZ-462.DWG - REV.01-14/04/2011

14.04.23 16:17:11

Drawing No.	Rev.
222586-AZ-462	01