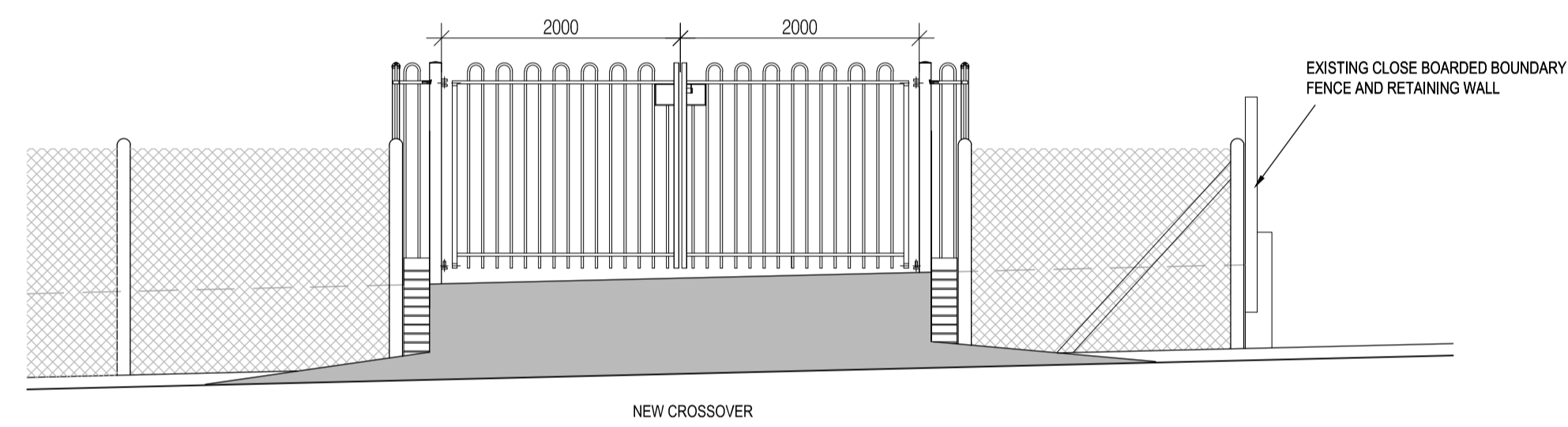


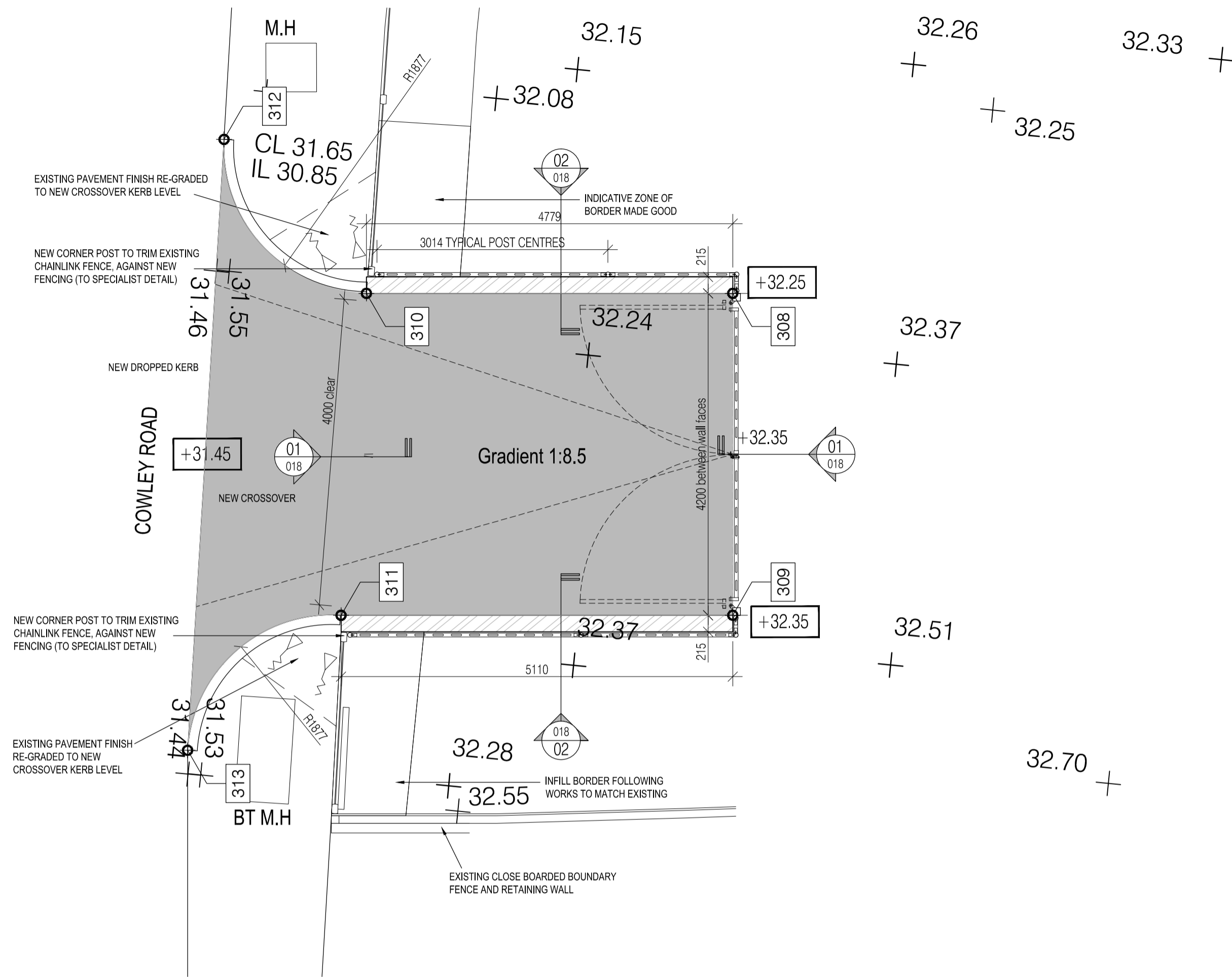
NOTES: Do not scale this drawing. All dimensions to be checked on site prior to commencement or manufacture.
 NB: All information based on supplied third party survey information. All discrepancies to be reported to FCG immediately upon discovery.

New Site Service Access

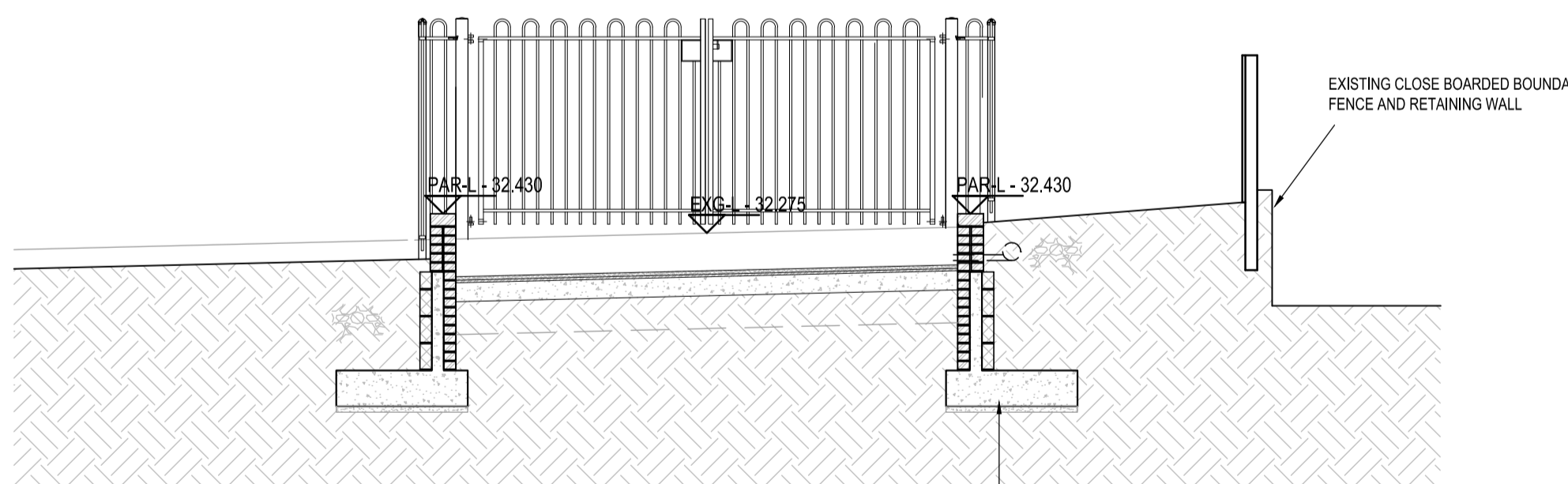
Ref.	Easting:	Northing:
308	51212.598	31334.199
309	51212.755	27134.197
310	46434.018	31334.315
311	46103.065	27133.817
312	44576.667	33343.303
313	44101.373	25372.507



FRONT ELEVATION (COWLEY ROAD)

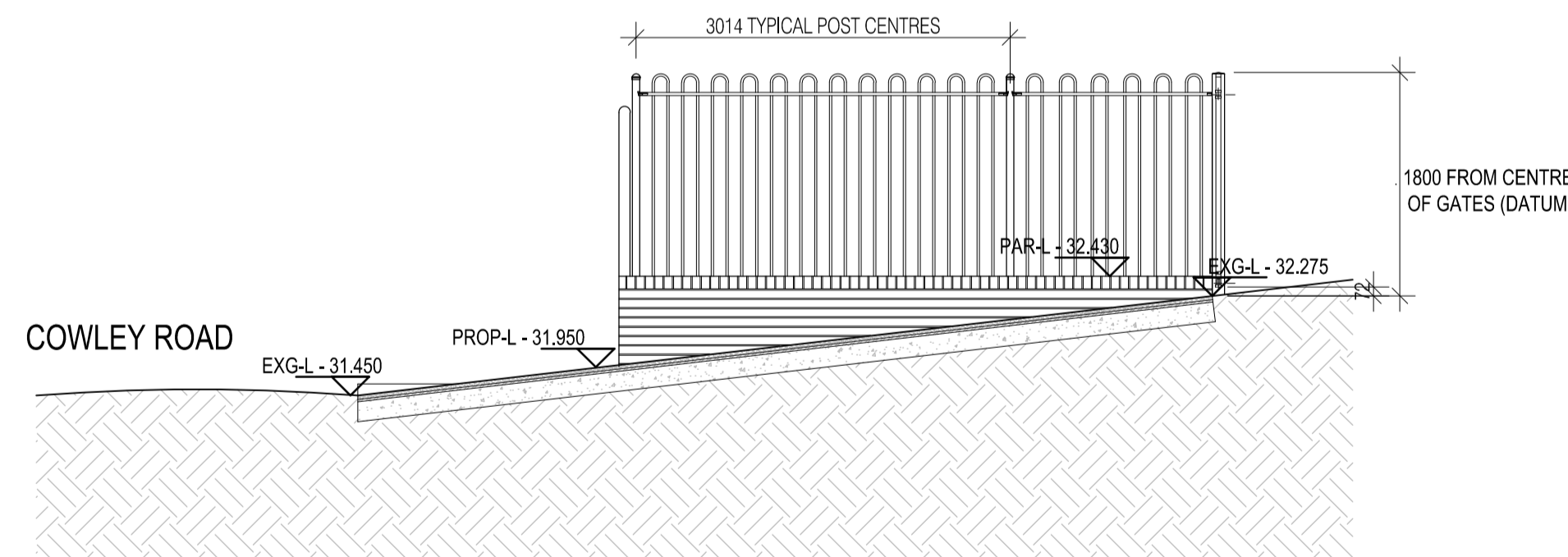


NEW SERVICE ACCESS PLAN



SECTION 02

SEE THOMASONS DRAWING C108691/75
 TYPICAL MAX 1m HIGH RETAINING WALL DETAIL



SECTION 01

ISSUED FOR CONSTRUCTION

Rev	Date	By	CHK	Comment
C2	21.05.13	DOD	JAS	Client VE Amendments
C1	20.03.13	RKC	JAS	Coordinates added. Issued for Construction.
A1	09.10.12	HG	JAS	First Formal Issue. For Stage F approval

25 YEARS OF BRINGING IDEAS TO LIFE

FRANKHAM

Frankham Consultancy Group Limited
 Frankham House Wootton Business Park
 Besselsleigh Road Wootton Abingdon
 Oxfordshire OX13 6FD
 T 01865 322500 F 01865 327393
 E enquire@frankham.com
 www.frankham.com

ANNIVERSARY 25 YEARS 1982-2007

Client: **Leadbitter CONSTRUCTION**

Project Title: Whitehall Junior & Infant School
 Refurbishment, Extension and New Build
 Cowley Road
 London Borough of Hillingdon

Drawing Title: New Site Service Access Details
 (off Cowley Road)

Drawn by: RKC	Scale: 1:50 @A1	Date: 08.10.12
Designed by: FCG	Checked by: JAS	Approved by: AC

File Ref: J:\080811\88 - HILLINGDON SCHOOLS - WHITEHALL JUNIOR & INFANT SCHOOL - NEW BUILD AND EXTENSION PLANS
 14.04.24.10.28.10

Drawing No. 611869-A-018	Rev. C2
------------------------------------	-------------------